



FY12 Budget Development

Alachua County
Board of County Commissioners Retreat
February 25, 2011



FY12 Budget Development

Agenda Packet



FY12 Budget Development

Calendar Review



FY12 Budget Development Calendar Review

- FY12 Budget Development Calendar
 - Budget development calendar for Board review and approval
 - Special Board meetings March thru June
 - Next budget meeting is March 29 at 1:30 and is scheduled to include a discussion from the Sheriff
 - Tentative Budget presentation scheduled for July 7
 - Set proposed millage rates at regular Board meeting on July 12



FY12 Budget Development Calendar Review

- FY12 Budget Development Calendar
 - Special Board meetings August and September
 - Public Hearings (TRIM) in September on regular Board meeting dates
 - September 13 will be 1st public hearing to approve millage rates and budget
 - September 27 will be the final public hearing to set final millage rates and adopt the budget



FY12 Budget Development Calendar Review

- 2011 Community Conversations
 - Community sessions will expand to include discussion on service level expectations
 - Trailblazer Government Innovation grant will cover expenses associated with continuing this program
 - Sessions will be scheduled for May and June at various locations around the County



FY12 Budget Development

Discussion, Comments, Questions



FY12 Budget Development

2011 State Legislative Session



FY12 Budget Development Legislative Session

- Governor's budget vs. Senate budget vs. House Budget
- State and Local Government Revenue Cap (TABOR like)
 - State government revenue limitations proposed that, if passed by legislature, will go to the voters for approval
 - Could result in adjustment to local government revenue share



FY12 Budget Development Legislative Session

■ Pension Reform Plan

- Proposed to impact State and County governments thru Florida Retirement System (FRS); also proposed to impact cities
- Move from a defined benefit plan toward a defined contribution plan thru a contribution from employees
- Employer contribution rates could increase



FY12 Budget Development Legislative Session

■ Pension Reform Plan

- If legislative changes result in reduced costs to local government employers, savings could be used to fund other operating expenses or could reduce resources needed
- Most proposals increase retirement age and reduce payments



FY12 Budget Development Legislative Session

- Pretrial Intervention Program
 - Governor proposes to eliminate at Department of Corrections level would leave offenders to counties or state attorneys to manage
- Medicaid Reform Bill
 - Senate bill is very complicated and too early to determine impact to counties



FY12 Budget Development Legislative Session

- Florida Forever Land Program
 - Governor proposes to eliminate fund for land acquisition
- Non-Homestead Assessment Cap
 - House proposes reducing property value assessment cap from 10% to 3%



FY12 Budget Development

Discussion, Comments, Questions

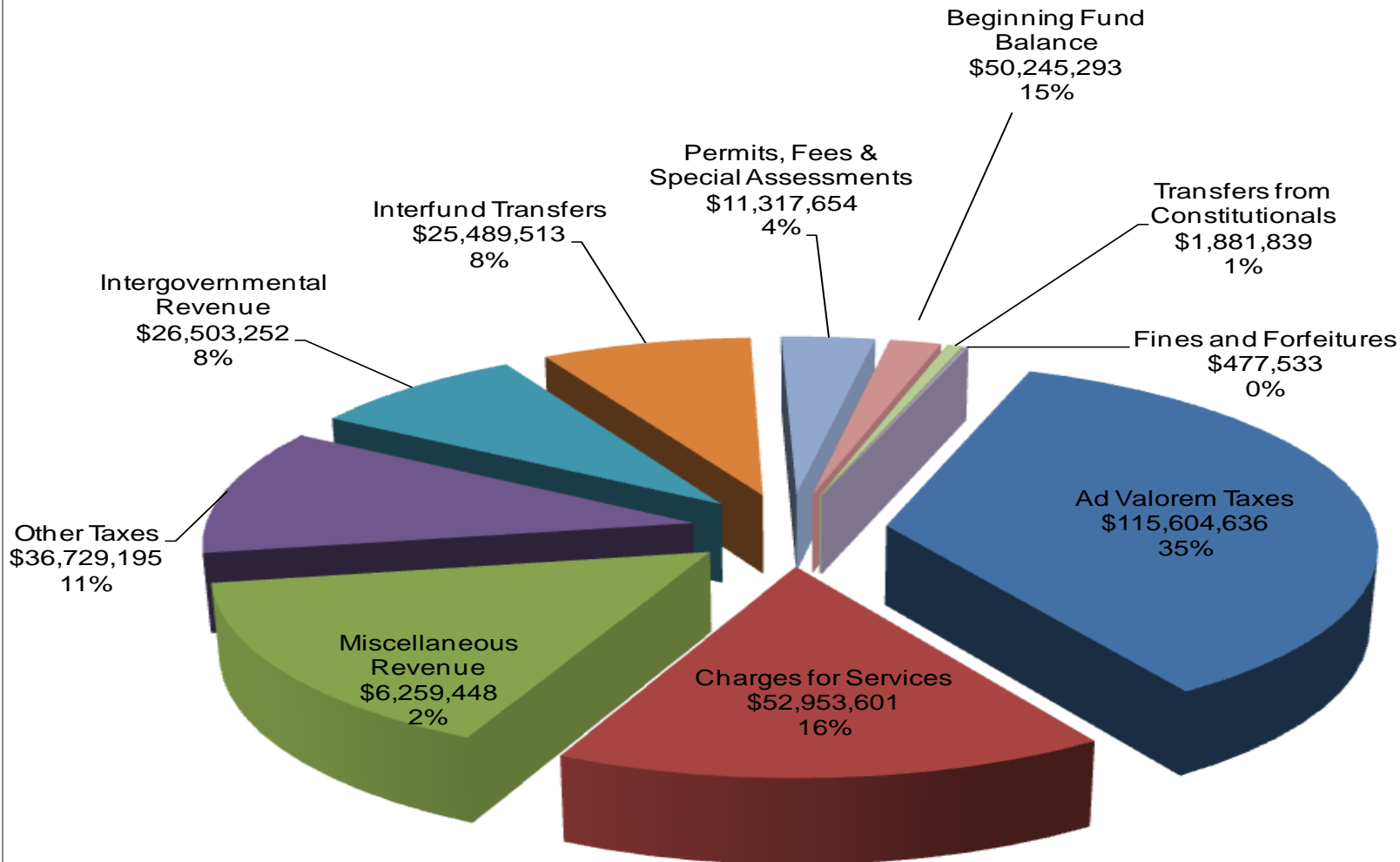


FY12 Budget Development

Fiscal Outlook for Alachua County

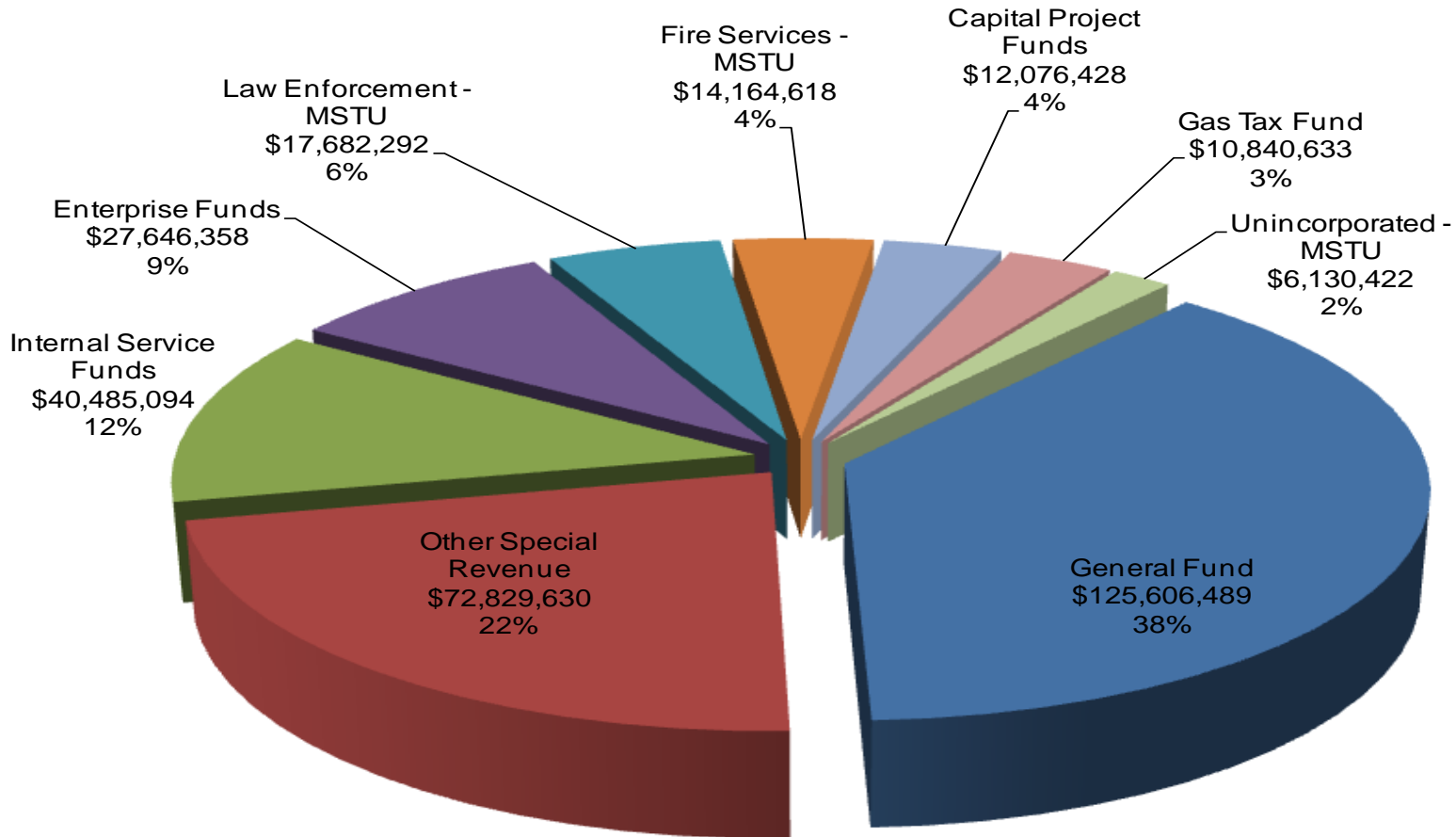
FY 2011 Adopted Budget - Revenues

All Funds \$327,461,964

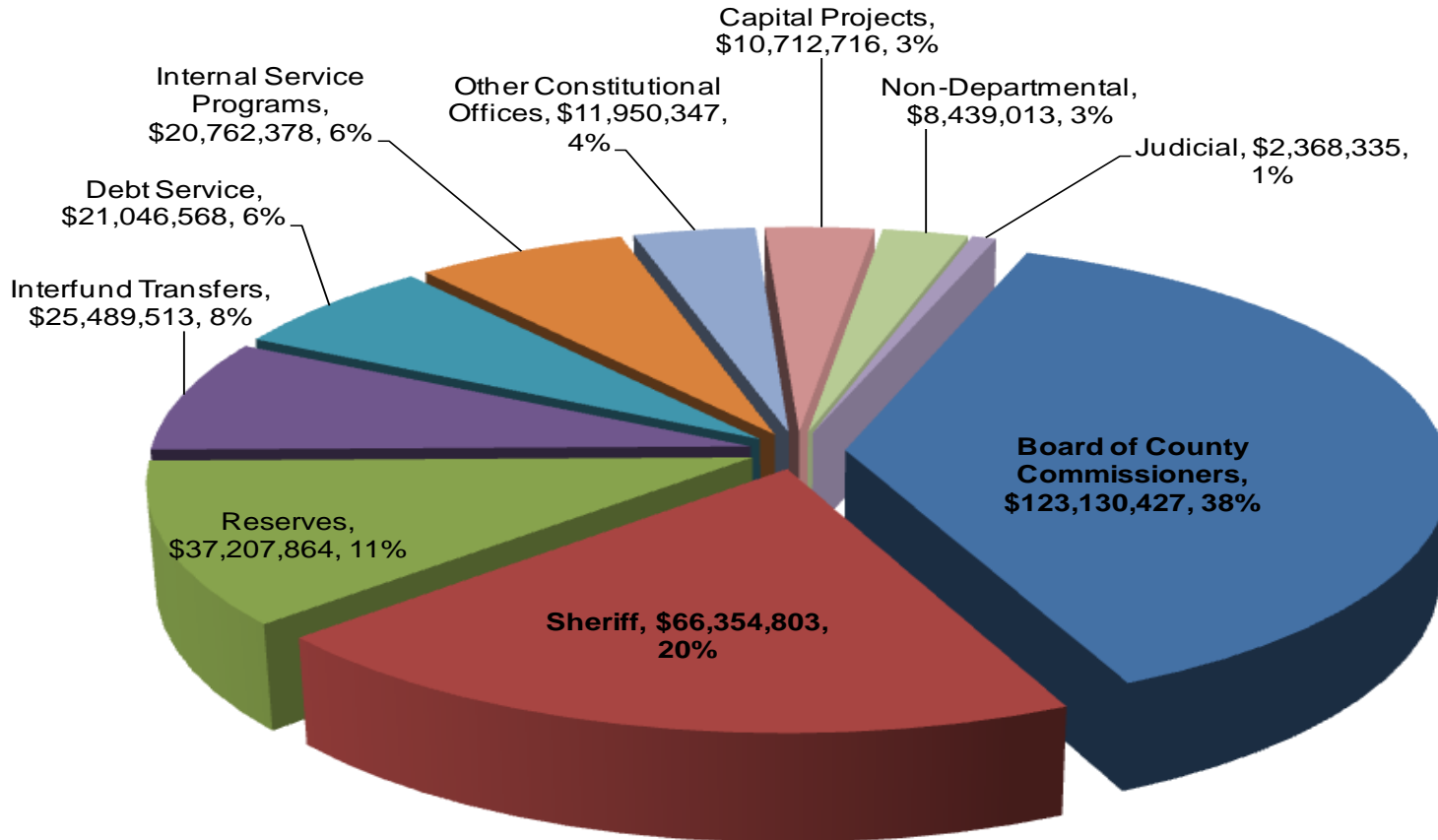


FY 2011 Adopted Budget - Expenditures

All Funds \$327,461,964



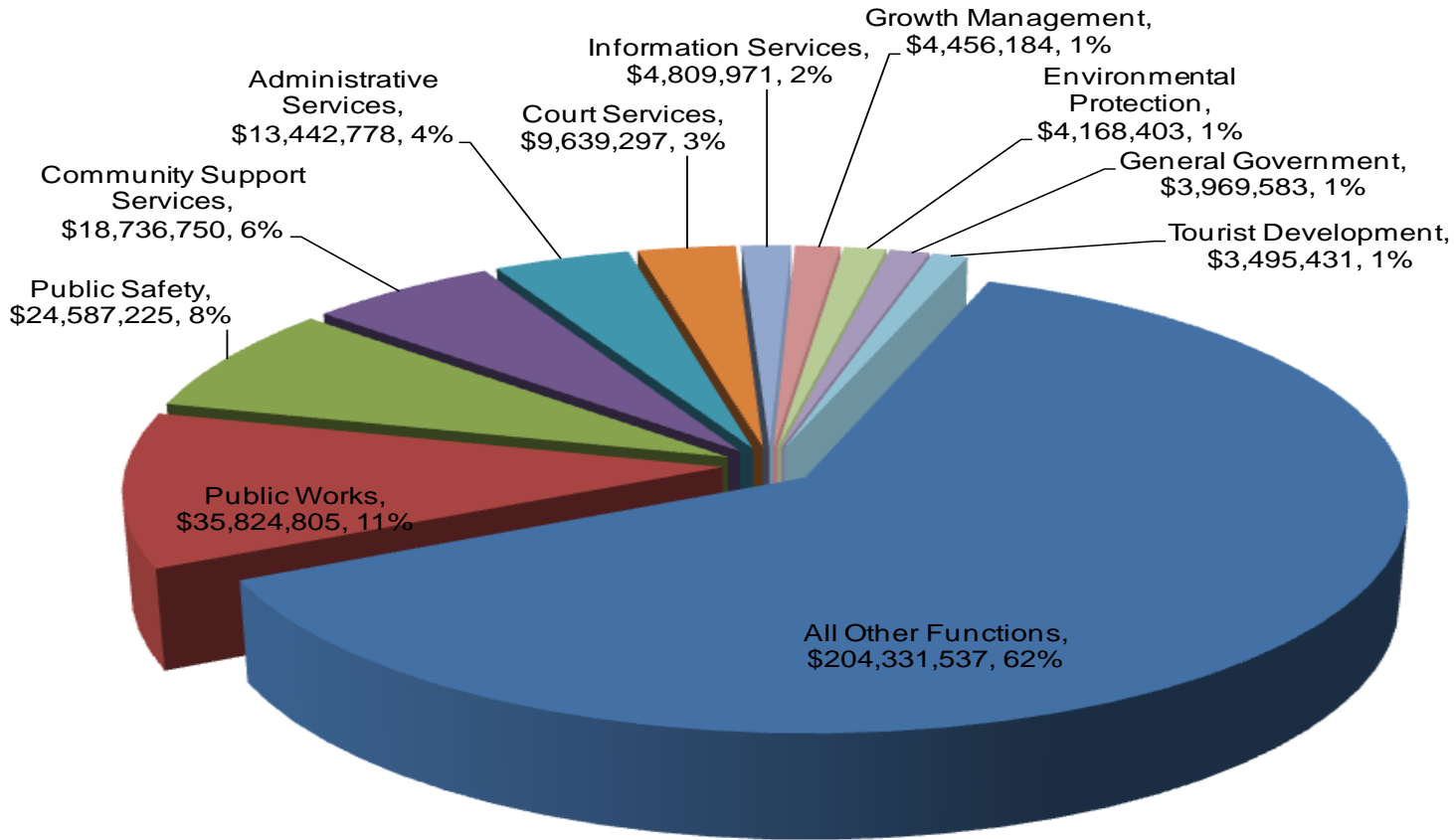
FY 2011 Adopted Budget - Expenditures All Funds by BCC and Constitutional Office \$327,461,964



FY 2011 Adopted Budget - Expenditures

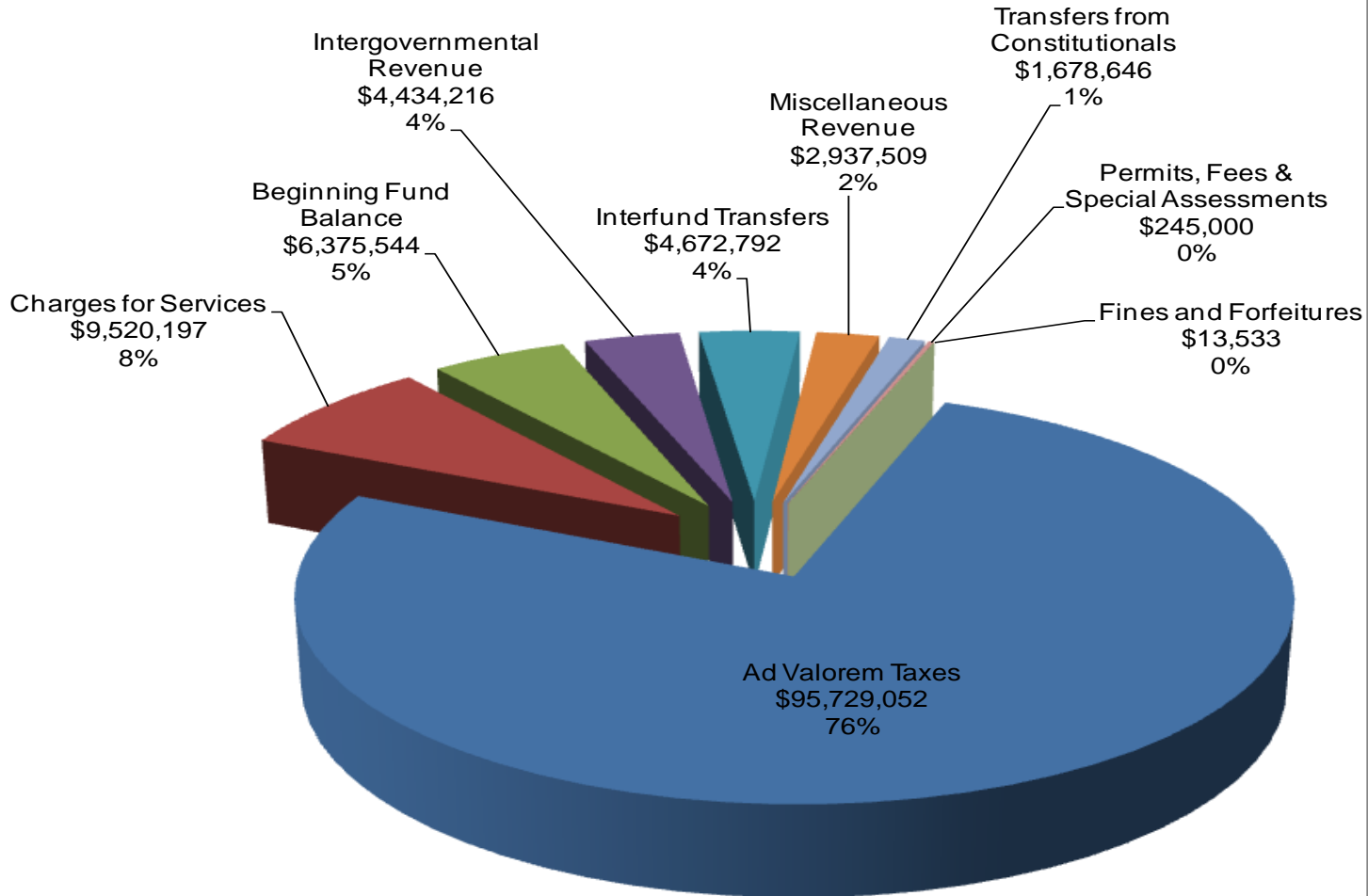
All Funds by BCC Department

\$327,461,964

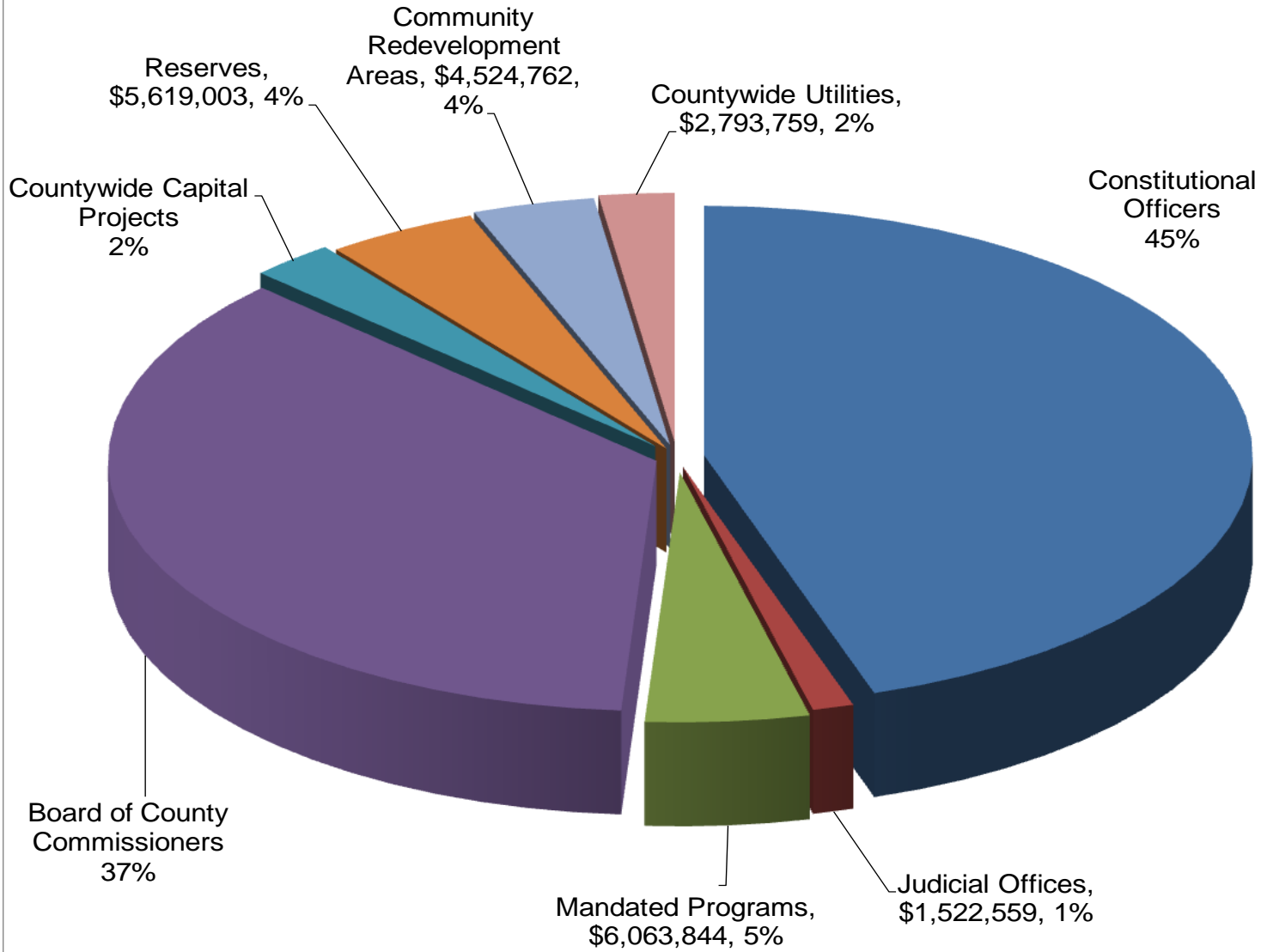


FY 2011 Adopted Budget - Revenues

General Fund \$125,606,489



FY 2011 Adopted Budget - Expenditures General Fund Only by Major Function \$125,606,489



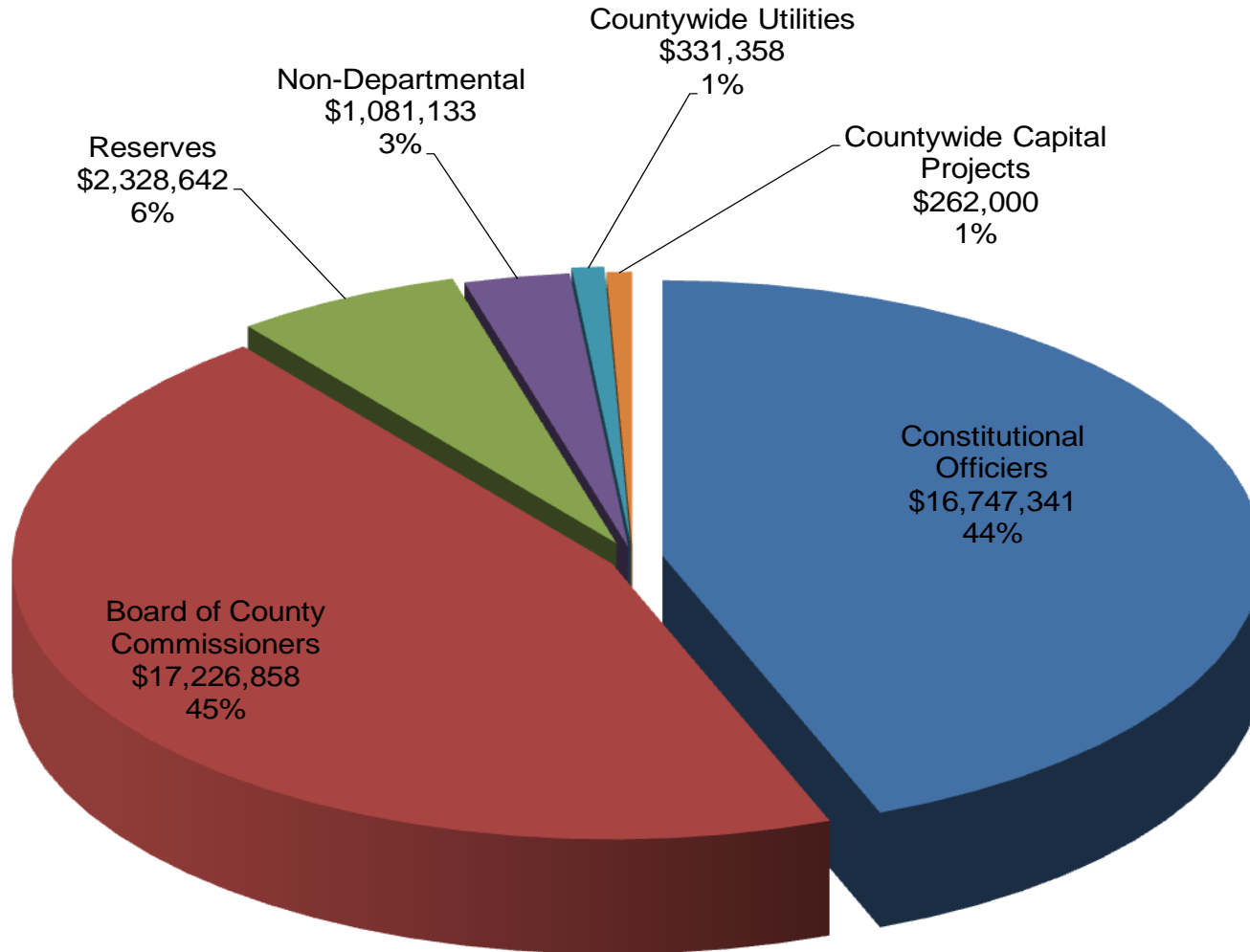


FY12 Budget Development Fiscal Outlook

■ Comparison from FY07 thru FY11 Budgeted Expenditures – General Fund

■ Total GF Adopted Budget FY07	\$124,427,389
■ Total GF Adopted Budget FY11	\$125,606,489
■ Percent Change	+0.95%
■ Adjusted for Accounting Change	
■ FY11 Budget (adjusted)	\$119,641,249
■ Percent Change (adjusted)	-3.85%

FY 2011 Adopted Budget - Expenditures
All MSTU's by Major Function
\$37,977,332





FY12 Budget Development Fiscal Outlook

- **Governmental Revenues**
 - Locally generated revenues are not expected to materially change
 - Legislative reductions to county revenue share and grants are likely
- **Countywide Expenditures**
 - No known local significant impacts to costs
 - Legislative unfunded mandates may increase

FY12 Budget Development Fiscal Outlook

- Property tax revenue projections based on preliminary valuations
 - Per Capita Personal Income (PCPI) factor is .55% (FY11 was -1.89%)
 - Estimated decrease in taxable property values of **3%** for all taxing units
 - New construction estimates are significantly below last year and will be updated in late May or early June



ALTERNATIVE FY12 MILLAGE RATES

(decrease in taxable property values of 3%)

Property Tax Revenue Only	General Fund	MSTU General	MSTU Law Enforcement	MSTU Fire Services
Property Value Growth	-3%	-3%	-3%	-3%
Current Millage	8.3763	0.4124	1.6710	1.3391
Projected Revenue	93,068,010	1,899,719	8,274,523	6,299,648
FY11 Adopted Budget	95,657,802	1,957,129	8,525,338	6,489,375
Difference	(2,589,792)	(57,410)	(250,815)	(189,727)
Simple Majority Cap	8.7553	0.4455	1.7490	1.4023
Projected Revenue	97,279,030	2,052,194	8,660,766	6,596,965
FY11 Adopted Budget	95,657,802	1,957,129	8,525,338	6,489,375
Difference	1,621,228	95,065	135,428	107,590
Rollback (up)	8.7074	0.4431	1.7394	1.3946
Projected Revenue	96,746,819	2,041,139	8,613,229	6,560,742
FY11 Adopted Budget	95,657,802	1,957,129	8,525,338	6,489,375
Difference	1,089,017	84,010	87,891	71,367
Super Majority Cap	9.6308	0.4901	1.9239	1.5425
Projected Revenue	107,006,600	2,257,644	9,526,843	7,256,521
FY11 Adopted Budget	95,657,802	1,957,129	8,525,338	6,489,375
Difference	11,348,798	300,515	1,001,505	767,146

Note: Reflects changes in property tax revenue only

Simple majority = new construction value + change in PCPI

Rollback (up) = millage need for same amount of revenue as prior year

Super Majority = 10% over simple majority

Total new construction value estimate of \$100,000,000 (General Fund only)
 Total new construction value estimate of \$50,000,000 (all MSTU's)
 Change in State per capita personal income growth is .55%



Alachua County Government Millage Rates History FY07 thru FY11



	General County	MSTU-Unincorporated	MSTU-Law Enforcement	MSTU-Fire Services
FY07	8.8887	0.4470	1.7676	1.2531
FY08	7.6468	0.3869	1.5329	1.1077
FY09	7.5708	0.3847	1.5208	1.1013
FY10	8.0495	0.4124	1.6252	1.1804
FY11	8.3763	0.4124	1.6710	1.3391



FY12 Budget Development Fiscal Outlook

Property Tax Revenue History

General Fund

<u>Estimated Revenue</u>	<u>FY10</u>	<u>FY11</u>	<u>FY12</u>
At Prior Year Millage Rate	90,550,000	91,925,729	93,068,010
At Adopted Millage Rate	<u>96,271,640</u>	<u>95,657,802</u>	<u>97,279,030</u>
Difference	<u>(5,721,640)</u>	<u>(3,732,073)</u>	<u>(4,211,020)</u>



FY12 Budget Development Fiscal Outlook

Property Tax Revenue History MSTU - Unincorporated

<u>Estimated Revenue</u>	<u>FY10</u>	<u>FY11</u>	<u>FY12</u>
At Prior Year Millage Rate	1,890,000	1,957,129	1,899,719
At Adopted Millage Rate	<u>2,023,771</u>	<u>1,957,129</u>	<u>2,052,194</u>
Difference	<u>(133,771)</u>	<u>-</u>	<u>(152,475)</u>



FY12 Budget Development Fiscal Outlook

Property Tax Revenue History MSTU - Law Enforcement

<u>Estimated Revenue</u>	<u>FY10</u>	<u>FY11</u>	<u>FY12</u>
At Prior Year Millage Rate	8,030,000	8,291,670	8,274,523
At Adopted Millage Rate	<u>8,584,153</u>	<u>8,525,338</u>	<u>8,660,766</u>
Difference	<u><u>(554,153)</u></u>	<u><u>(233,668)</u></u>	<u><u>(386,243)</u></u>



FY12 Budget Development Fiscal Outlook

Property Tax Revenue History MSTU - Fire Services

<u>Estimated Revenue</u>	<u>FY10</u>	<u>FY11</u>	<u>FY12</u>
At Prior Year Millage Rate	5,520,000	5,720,303	6,299,648
At Adopted Millage Rate	<u>5,912,104</u>	<u>6,489,375</u>	<u>6,596,965</u>
Difference	<u>(392,104)</u>	<u>(769,072)</u>	<u>(297,317)</u>



FY12 Budget Development

Discussion, Comments, Questions



FY12 Budget Development

Budget Development Principles



FY12 Budget Development Budget Principles

- FY11 Budget Development Principles - Governance
 - Maintain 5% reserve policy for major operating funds
 - Maintain General Fund budget allocation share with Constitutional Offices
 - Maintain current funding allocation for Law Enforcement between General Fund and MSTU



FY12 Budget Development Budget Principles

- FY11 Budget Development Principles – Governance
 - One-time sources will be allocated toward reserves or one-time expenditures
 - Continue to present a two-year budget
 - *Budget property tax revenue based on current or simple majority millage rates*



FY12 Budget Development

Discussion, Comments, Questions