
Alachua County, Florida



Comprehensive Annual Financial Report

Fiscal Year Ended September 30, 2010

INTRODUCTORY SECTION

This page intentionally left blank.

ALACHUA COUNTY, FLORIDA
COMPREHENSIVE ANNUAL FINANCIAL REPORT
FOR THE FISCAL YEAR ENDED
SEPTEMBER 30, 2010

Prepared by:
Finance and Accounting Department
Clerk to the Board of County Commissioners
J.K. Irby

This page intentionally left blank.

ALACHUA COUNTY, FLORIDA
COMPREHENSIVE ANNUAL FINANCIAL REPORT
FOR THE YEAR ENDED SEPTEMBER 30, 2010

TABLE OF CONTENTS

INTRODUCTORY SECTION

Title Page.....	i
Table of Contents.....	iii-v
Letters of Transmittal	vii-xiii
GFOA Certificate of Achievement for Excellence in Financial Reporting	xiv
Organization Chart.....	xv
Principal County Officials	xvi

FINANCIAL SECTION

Independent Auditor’s Report	1 - 4
Management’s Discussion and Analysis.....	5 – 20
Basic Financial Statements:	
Government-wide Financial Statements:	
Statement of Net Assets	22 - 23
Statement of Activities	24 - 25
Fund Financial Statements:	
Balance Sheet – Governmental Funds.....	26 - 28
Reconciliation of the Balance Sheet of Governmental Funds to the Statement of Net Assets.....	29
Statement of Revenues, Expenditures and Changes in Fund Balances – Governmental Funds.....	30 - 32
Reconciliation of the Statement of Revenues, Expenditures and Changes in Fund Balances of Governmental Funds to the Statement of Activities.....	33
Statement of Net Assets – Proprietary Funds.....	34
Statement of Revenues, Expenses and Changes in Fund Net Assets – Proprietary Funds.....	35
Statement of Cash Flows – Proprietary Funds	36
Statement of Fiduciary Net Assets – Fiduciary Funds	37
Statement of Changes in Fiduciary Net Assets – OPEB Trust Fund	38
Notes to the Financial Statements	39-86
Required Supplementary Information	
Schedule of Revenues, Expenditures and Changes in Fund Balances - Budget and Actual:	
General Fund	87
CHOICES	88
Municipal Services Taxing Unit – Unincorporated Services	89
Municipal Services Taxing Unit – Law Enforcement	90
Municipal Services Taxing Unit – Fire Protection.....	91
Gas Tax Uses	92
Sheriff	93
Notes to Schedules of Revenues, Expenditures and Changes in Fund Balances-Budget and Actual.....	94
Other Post-Employment Benefit Plan (OPEB).....	95
Schedule of Funding Progress	95
Schedule of Employer Contributions	95

FINANCIAL SECTION - Continued

Supplemental Information

Combining and Individual Fund Statements and Schedules:	
Nonmajor Governmental Funds	97 - 99
Combining Balance Sheet	100 - 103
Combining Statement of Revenues, Expenditures and Changes in Fund Balances	104 - 107
Schedules of Revenues, Expenditures and Changes in Fund Balances – Budget and Actual:	
Special Revenue Funds	
Stormwater Management (146)	108
MSBU Refuse Collection (148)	109
Drug and Law Enforcement (811)	109
Environmental (812)	110
Court Related (813)	111
Emergency Services (814)	111
Housing/Land Development (815)	112
Community Services (816)	113
Tourism (817)	113
Other Special Revenue (818)	114
SHIP Local Housing Assistance (823)	115
Constitutional Officer - Supervisor of Elections	115
Constitutional Officer -Tax Collector	116
Constitutional Officer - Clerk of Court	117
Clerk of Court - Fine and Forfeiture Fund	117
Clerk of Court - Official Records Modernization	118
Clerk of Court – Other Special Revenue	119
Sheriff - Other Special Revenue	119
Constitutional Officer - Property Appraiser	120
Debt Service Fund (819)	121
Capital Project Funds	
Other Capital Projects (820)	121
Transportation Trust (824)	122
Wild Spaces & Public Places (825)	123
Alachua County Forever – Legacy Lands (822)	123
Capital Preservation (826)	124
Internal Service Funds	125
Combining Statement of Net Assets	126 - 127
Combining Statement of Revenues, Expenses and Changes in Fund Net Assets	128 - 129
Combining Statement of Cash Flows	130 - 131
Fiduciary Funds	132 - 133
Combining Statement of Fiduciary Net Assets	134 - 135
Combining Statement of Changes in Assets and Liabilities	137 - 140
Component Units – Discretely Presented	141
Combining Statement of Net Assets	142
Combining Statement of Activities	143
Balance Sheet and Reconciliation to Net Assets	144
Statement of Revenues, Expenditures and Changes in Fund Balances and Reconciliation	145
Schedules of Revenues, Expenditures and Changes in Fund Balances – Budget and Actual	146

STATISTICAL INFORMATION (UNAUDITED)

Statistical Tables – Descriptions	147
Schedule 1 - Net Assets by Component - Last Ten Fiscal Years.....	148-149
Schedule 2 - Changes in Net Assets - Last Ten Fiscal Years	150-151
Schedule 3 - Fund Balances, Governmental Funds- Last Ten Fiscal Years	152-153
Schedule 4 - Changes in Fund Balances, Governmental Funds - Last Ten Fiscal Years.....	154-155
Schedule 5 – Assessed Value and Actual Value of Taxable Property - Last Ten Fiscal Years	156-157
Schedule 6 – Direct and Overlapping Property Tax Rates - Last Ten Fiscal Years	158-159
Schedule 7 – Principal Property Taxpayers – Current Year and Ten Years Ago	160
Schedule 8 – Property Tax Levies and Collections – Last Ten Fiscal Years.....	161
Schedule 9 – Ratio of Outstanding Debt by Type – Last Ten Fiscal Years.....	162
Schedule 10 – Ratios of General Bonded Debt Outstanding - Last Ten Fiscal Years	163
Schedule 11 – Direct and Overlapping Governmental Activities Debt as of September 30, 2010.....	164
Schedule 12 – Legal Debt Margin	165
Schedule 13 - Pledged Revenue Coverage - Last Ten Fiscal Years	166 -167
Schedule 14 – Demographic and Economic Statistics – Last Ten Calendar Years	168-169
Schedule 15 – Principal Employers – Current Year and Prior Year - 2003.....	170
Schedule 16 – Full-time Equivalent County Government Employees by Function/Program – Last Ten Fiscal Years...	171
Schedule 17 – Operating Indicators by Function/Program – Last Ten Fiscal Years	172-173
Schedule 18 – Capital Asset Statistics by Function/Program – Last Ten Fiscal Years	174-175


COMPLIANCE SECTION

Continuing Disclosure Requirements	177 - 196
--	-----------

INDEPENDENT AUDITORS’ REPORT ON INTERNAL CONTROL AND ON COMPLIANCE

Independent Auditors’ Report on Internal Control Over Financial Reporting and on Compliance and Other Matters	199-200
---	---------

This page intentionally left blank.



CLERK OF THE CIRCUIT COURT

Alachua County Courthouse
Post Office Box 600
Gainesville, Florida 32602

J.K. IRBY
CLERK

TELEPHONE
(352) 374-3636

March 22, 2011

The Honorable Lee Pinkoson, Chair
Board of County Commissioners
Alachua County, Florida

Dear Chair Pinkoson:

I am pleased to present to you, the Board of County Commissioners and the Citizens of Alachua County, the Comprehensive Annual Financial Report of Alachua County, Florida, for the fiscal year ended September 30, 2010. The Finance and Accounting Department prepared this report and we are responsible for its accuracy and completeness.

Information in the report is presented in a manner that enables the reader to gain an understanding of the County's financial activity. The Finance Director's transmittal letter further discusses the County's financial activities and internal controls.

This report was prepared following the guidelines recommended by the Government Finance Officers Association of the United States and Canada (GFOA). GFOA awards Certificates of Achievement for Excellence in Financial Reporting to those governments whose comprehensive annual financial reports meet the Program's strict criteria. The County's comprehensive annual financial reports for the preceding twenty-seven years were awarded this certificate. We are submitting the 2010 report for review and we believe that it will also be awarded a certificate.


The financial statements of the County have been audited by Carr, Riggs & Ingram, LLC, Certified Public Accountants. Their opinion is included in the financial section of this report.

The preparation of this report could not have been accomplished without the dedicated effort of the Finance Director and his entire staff. Their efforts over the past year have led to an improved quality of information being reported to the County Commission, State, Oversight Boards and the Citizens of Alachua County.

Thank you for your attention.

Respectfully Submitted,

J. K. Irby
Clerk to the Board



CLERK OF THE CIRCUIT COURT

**Alachua County Courthouse
Post Office Box 600
Gainesville, Florida 32602**

**J.K. IRBY
CLERK**

**TELEPHONE
(352) 374-3636**

March 22, 2011

The Honorable Lee Pinkoson, Chair
Board of County Commissioners
Alachua County, Florida

Dear Chair Pinkoson and the Citizens of Alachua County:

The Comprehensive Annual Financial Report of Alachua County, Florida for the fiscal year ended September 30, 2010, is respectfully submitted. This report was prepared by the Finance and Accounting Department under the supervision of the Clerk of the Circuit Court. The report fulfills the requirements set forth in Section 218.39, Florida Statutes, and the Rules of the Florida Auditor General, Chapter 10.550, which requires an annual financial audit of all counties. Responsibility for both the accuracy of presented data and the completeness and fairness of the presentation, including all disclosures, rest with the Finance and Accounting Department.

Florida Statutes require an audit of the financial statements of Alachua County by an independent certified public accountant. We have complied with this requirement and the auditors' opinion is included in the Financial Section of this report. Carr, Riggs & Ingram, LLC, Certified Public Accountants, have issued an unqualified ("clean") opinion on Alachua County's financial statements for the year ended September 30, 2010.

Internal accounting controls for the County are designed to provide reasonable, but not absolute, assurance regarding the safeguarding of assets against loss from unauthorized use or disposition and the reliability of financial records for preparing financial statements and maintaining accountability for assets. The concept of reasonable assurance recognizes that the cost of a control should not exceed the benefits likely to be derived, and the evaluation of costs and benefits requires estimates and judgments by management.

Readers of this report are encouraged to read Management's Discussion and Analysis (MD&A), which immediately follows the independent auditors' report. The MD&A provides basic financial information about Alachua County and an overview of the County's activities; it is intended to complement this letter of transmittal and should be read in conjunction with it.

PROFILE OF THE GOVERNMENT

Alachua County was established by an Act of the Florida Legislature in 1824 when Duval County was split to form Alachua, Duval and Nassau Counties. Subsequent Legislatures further divided Alachua County to establish Levy, Gilchrist, Marion, Putnam and Clay Counties.

Since the 1920's, Alachua County has contained approximately 977 square miles and is included within the Gainesville Metropolitan Statistical Area. Alachua County is located in North Central Florida, midway between the Atlantic and Gulf Coasts. It is approximately 145 miles southeast of the State Capital, Tallahassee, 100 miles north of Orlando and 70 miles southwest of Jacksonville. In addition to Gainesville, which is the county seat and primary population center, there are eight other incorporated municipalities located within the County: Alachua, Archer, Hawthorne, High Springs, LaCrosse, Micanopy, Newberry and Waldo.

Alachua County is a charter county established under the Constitution and the laws of the State of Florida. The County operates under the County Manager form of government with a board of five elected members. In addition, there are five Constitutional Officers who are separately elected, including the Clerk of the Circuit Court, Sheriff, Tax Collector, Property Appraiser and the Supervisor of Elections. The comprehensive annual financial report includes the Board of County Commissioners, all Constitutional Officers as well two component units: the Alachua County Housing Finance Authority and the John A.H. Murphree Law Library. The Alachua County School Board and the Alachua County Library District, though related organizations, are governed with their own boards and are reported separately.

Alachua County government provides a full range of services, including police, emergency rescue and fire protection, social services, environmental protection, construction and maintenance of highways, streets and other infrastructure, and parks and recreation. Solid waste disposal and recycling is provided through operation of the Leveda Brown Environmental Park and Transfer Station and five rural regional collection centers.

The Board of County Commissioners is required to adopt a final balanced budget by September 30th for the following fiscal year. The budget controls the levy of taxes and the expenditure of money for all county purposes during the ensuing fiscal year. This annual budget serves as the foundation for Alachua County's financial planning and control and is prepared by fund, department/division and function according to the Florida State Chart of Accounts. The legal level of control is the fund in accordance with Florida Statutes.

LOCAL ECONOMY

Alachua County is a major educational and health care center with a number of associated firms and industries. Alachua County is the home of the University of Florida with approximately 50,000 students. It contains a Medical College and major teaching hospital, Law, Engineering, Business, Accounting and Architecture Schools along with several other colleges. The stability

of the County economy is attributable mainly to the University of Florida and the other governmental employers in the area, who provide approximately 50% of the jobs. The area has experienced economic declines due to the state of the economy, but the effects are not as severe as in other areas of the State. Population in the State of Florida declined overall and Alachua County declined as well with a decrease of 540 for a total population of 255,692; unemployment in the area was 8.3% at September 30, 2010 compared to a State rate of 11.9%.

**LONG-TERM FINANCIAL
PLANNING**

The County has developed a capital improvement plan to address future needs for roads, parks and facilities. On April 19, 2005, the Board of County Commissioners (BOCC) authorized staff to proceed with the issuance of \$33 million in Gas Tax Bonds to fund numerous transportation improvements. On March 14, 2006, the BOCC approved the issuance of the first series of bonds, \$15.4 million Gas Tax Revenue Bonds, Series 2006 and on January 22, 2008, staff was authorized to proceed with issuance of the 2nd and final series of Gas Tax Revenue Bonds, Series 2008.

On November 4, 2008, voters elected to support the Wild Spaces & Public Places half cent sales tax initiative for a two year duration. Alachua County Forever conservation lands will be purchased with 51% of the proceeds and the balance will be used to fund recreational improvements in the County. A \$15 million bank loan was taken out so that planned projects can be completed more quickly, and at the December 12, 2010 meeting, the Board gave approval to issue \$15 million in Alachua County Forever Limited General Obligation Bonds. This money will be used to pay off the loan and continue acquisition of environmentally significant lands.

On August 8, 2006, the Board authorized staff to proceed with the issuance of \$79.15 million in Public Improvement Revenue Bonds. The first series of bonds, \$21.17 million Public Improvement Revenue Bonds, Series 2007A, were issued in January 2007 to finance the acquisition and construction of a new fire station, jail dormitory and barracks, a new recreation center and other community park improvements. Due to the state of the financial markets and the economy, the Board voted on November 18, 2008, to delay issuance of the 2nd series of Public Improvement Revenue Bonds for at least 24 months. The Board also reduced the scope of the park improvements by \$6.5 million and re-allocated the bond proceeds to transportation projects, water conservation improvements, and capital improvements at the animal shelter.

On June 19, 2007, the Board approved Ordinance 07-08 to impose an additional five-cent local option fuel tax on every gallon of motor fuel sold in Alachua County to be effective from January 1, 2008 to December 31, 2018. The funds generated by the imposition of the local option fuel tax are being used for expenditures needed to meet immediate local transportation problems, including reconstruction or resurfacing of existing paved roads and the paving of existing graded roads; the revenue imposed by this ordinance will not be used for the routine maintenance of roads. The list of approved road projects for the next ten years, targeting those most in need of repair, can be found on the County's website.

In an effort to provide revenue diversification, the Board of County Commissioners enacted transportation, parks and fire impact fees. The fees, which are being collected on new construction in the County, will be used to build road and park infrastructure and the fire impact fee will be used to buy equipment and pay for fire prevention services. The fees were implemented mid fiscal year 2005 and as of September 30, 2010 over \$12.7 million has been collected.

MAJOR INITIATIVES

COUNTY ROADS

This fiscal year over \$7.2 million dollars was spent on transportation improvements, including improved traffic signalization, sidewalks on University Avenue, graded road improvements and numerous resurfacing and repaving projects. Other numerous smaller projects were completed and/or begun this year (see MD&A page 17 for more information).

COUNTY PARKS

At Jonesville Park, additional improvements were completed including four ball fields with bleachers, concessions and restrooms, a picnic shelter and tables, playground, and additional lighting and parking. In 2010, construction was completed for restrooms at Owens-Illinois and Cynthia Moore Chestnut and Clark Butler Nature Preserve. Design is in process for a new community center at the Kanapaha Memorial Park which will include a replacement for the restrooms that burned down.

COUNTY LAND AND BUILDINGS

The County-wide Energy Reduction and Water Conservation Program was begun to improve all County facilities. Special focus has been given to the older part of the Correctional Facility including the installation of new plumbing fixtures designed to conserve water, new lighting, foam re-roofing and other improvements.

LEGACY LAND PROGRAM

The Wild Spaces & Public Places initiative brought needed funds to the program and allowed for continued purchase of Legacy lands. Voters previously passed a referendum in November 2000 that required the County to purchase conservation lands through the issuance of limited general obligation bonds. In April of 2003, the County issued \$14 million of bonds, with a ten-year maturity for this program. To date the County has used \$31 million of local dollars to leverage \$85 million of federal, state and private funds to protect over 18,987 acres of land within Alachua County.

FINANCIAL INFORMATION

FY 2010 GOVERNMENT WIDE RESULTS OF OPERATIONS

Alachua County's government-wide revenues for the year were \$248.2 million and government-wide expenses for the year were \$231.5 million. The net assets for Alachua County increased by \$16.7 million for ending net assets of \$578.1 million at September 30, 2010.

GENERAL FUND FINANCIAL HIGHLIGHTS

In FY2010 the General Fund's financial position strengthened after falling to a low fund balance of \$9.9 million in FY2009. County Management focused on restoring fund balance in the General Fund by implementing reductions in personnel and operating expenditures. For FY10 the General Fund had an increase in fund balance of \$4.5 million resulting in an ending fund balance of \$14.48 million. The total ending fund balance equaled 12.3% of operating revenues which is in compliance with the County's adopted financial policy of 10% of operating revenues.

INDEPENDENT AUDIT

Florida Statutes require an audit of the financial statements of Alachua County by an independent certified public accountant selected by the Board of County Commissioners. We have complied with this requirement and the auditors' opinion is included in the financial section of this report.

REPORTING ACHIEVEMENT

CERTIFICATE OF ACHIEVEMENT FOR EXCELLENCE IN FINANCIAL REPORTING

The Government Finance Officers Association of the United States and Canada (GFOA) awarded a Certificate of Achievement for Excellence in Financial Reporting to Alachua County for its Comprehensive Annual Financial Report (CAFR) for the fiscal year ended September 30, 2009. This was the twenty-seventh consecutive year that the County has achieved this prestigious award. In order to be awarded a Certificate of Achievement, a government must publish an easily readable and efficiently organized CAFR. The report must also satisfy both generally accepted accounting principles and applicable legal requirements.

A Certificate of Achievement is valid for a period of one year only. We believe that our current CAFR continues to meet the Certificate of Achievement Program's requirements and we are submitting it to GFOA to determine its eligibility for another certificate.

AWARD FOR OUTSTANDING ACHIEVEMENT IN POPULAR ANNUAL FINANCIAL REPORTING

Alachua County also received GFOA's Award for Outstanding Achievement in Popular Annual Financial Reporting for the year ended September 30, 2009. This was the thirteenth consecutive year that the County has achieved this prestigious award. In order to receive an Award for Outstanding Achievement in Popular Annual Financial Reporting, a government unit must publish a Popular Annual Financial Report, whose contents conform to program standards of creativity, presentation, understandability and reader appeal.

An Award for Outstanding Achievement in Popular Annual Financial Reporting is valid for a period of one year only. We believe our current report continues to conform to the award criteria, and we are submitting it to GFOA to determine its eligibility for another certificate. Copies of Alachua County's CAFR and Popular Financial Report for the current and prior year are available on the County's website <http://www.alachuacounty.us/government/clerk/reports/>.

ACKNOWLEDGMENTS

A comprehensive financial report of this nature could not have been prepared without the dedicated efforts of all staff members concerned. I would like to express my appreciation to the staff of Finance and Accounting in helping produce this report and for the interest and support of the Clerk of the Court. I would also like to thank the Board of County Commissioners and County staff for their work in planning and conducting the fiscal operations of the County.

Respectfully Submitted,



Todd Hutchison, C.P.A., C.G.F.O.
Assistant Clerk/Finance Director

Certificate of Achievement for Excellence in Financial Reporting

Presented to

**Alachua County
Florida**

For its Comprehensive Annual
Financial Report
for the Fiscal Year Ended
September 30, 2009

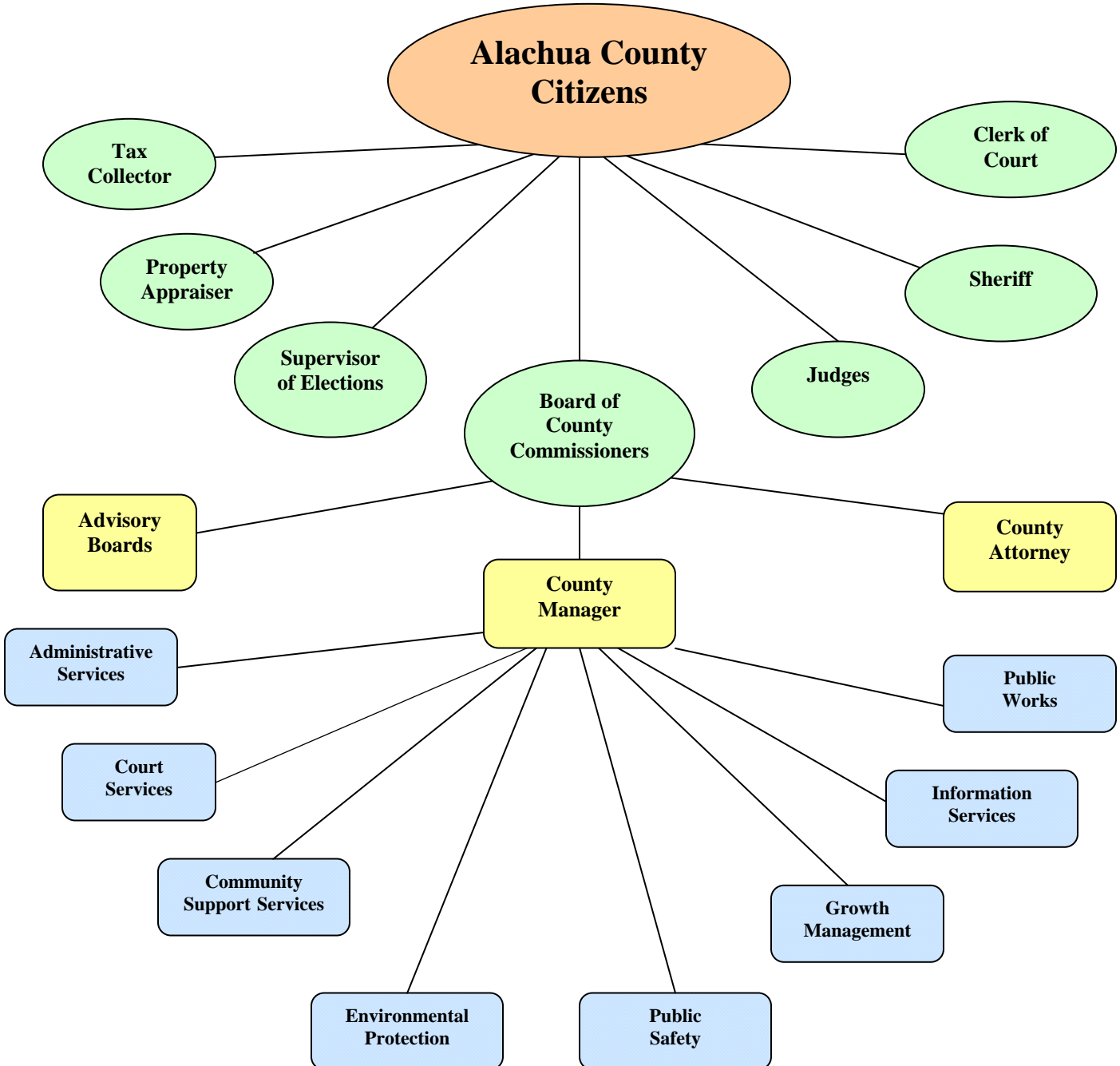
A Certificate of Achievement for Excellence in Financial Reporting is presented by the Government Finance Officers Association of the United States and Canada to government units and public employee retirement systems whose comprehensive annual financial reports (CAFRs) achieve the highest standards in government accounting and financial reporting.



President

Executive Director

Alachua County, Florida Organizational Chart



ALACHUA COUNTY, FLORIDA
PRINCIPAL OFFICERS
BOARD OF COUNTY COMMISSIONERS
(As of November 16, 2010)

Lee Pinkoson – Chair– District 2

Paula M. DeLaney –Vice Chair - District 3

Susan Baird – District 4

Mike Byerly – District 1

Rodney J. Long – District 5

COUNTY MANAGER
Randall Reid

COUNTY ATTORNEY
David Wagner

TAX COLLECTOR
Von Fraser

PROPERTY APPRAISER
Edward A. Crapo

SHERIFF
Sadie Darnell

SUPERVISOR OF ELECTIONS
Pam Carpenter

CLERK OF CIRCUIT / COUNTY COURTS
AND
CLERK TO BOARD OF COUNTY COMMISSIONERS
J. K. Irby

DIRECTOR OF FINANCE
Todd Hutchison, C.P.A., C.G.F.O.

<http://www.alachuacounty.us>

FINANCIAL SECTION

This page intentionally left blank.

INDEPENDENT AUDITORS' REPORT
FOR
COMPREHENSIVE ANNUAL FINANCIAL REPORT
ALACHUA COUNTY, FLORIDA

September 30, 2010

This page intentionally left blank.

Independent Auditors' Report

The Honorable Board of County Commissioners and
Constitutional Officers
Alachua County, Florida

We have audited the accompanying financial statements of the governmental activities, the business-type activities, each major fund, and the aggregate discretely presented component unit and remaining fund information of Alachua County, Florida (the "County"), as of and for the year ended September 30, 2010, which collectively comprise the County's basic financial statements as listed in the table of contents. These financial statements are the responsibility of the County's management. Our responsibility is to express opinions on these financial statements based on our audit.

We conducted our audit in accordance with auditing standards generally accepted in the United States of America and the standards applicable to financial audits contained in *Government Auditing Standards*, issued by the Comptroller General of the United States. Those standards require that we plan and perform the audit to obtain reasonable assurance about whether the financial statements are free of material misstatement. An audit includes examining, on a test basis, evidence supporting the amounts and disclosures in the financial statements. An audit also includes assessing the accounting principles used and significant estimates made by management, as well as evaluating the overall financial statement presentation. We believe that our audit provides a reasonable basis for our opinions.

In our opinion, the financial statements referred to above present fairly, in all material respects, the respective financial position of the governmental activities, the business-type activities, each major fund, and the aggregate discretely presented component unit and remaining fund information of the County as of September 30, 2010, and the respective changes in financial position and cash flows, where applicable, thereof for the year then ended in conformity with accounting principles generally accepted in the United States of America.

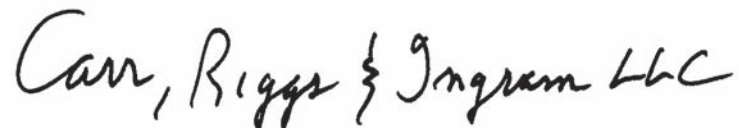
In accordance with *Government Auditing Standards*, we have also issued our report dated March 1, 2011 on our consideration of the County's internal control over financial reporting and on our tests of its compliance with certain provisions of laws, regulations, contracts, and grant agreements and other matters. The purpose of that report is to describe the scope of our testing of internal control over financial reporting and compliance and the results of that testing, and not to provide an opinion on the internal control over financial reporting or on compliance. That report is an integral part of an audit performed in accordance with *Government Auditing Standards* and should be considered in assessing the results of our audit.

The Honorable Board of County Commissioners and
Constitutional Officers
Alachua County, Florida
Page 2

As discussed in Note 12 D. to the financial statements, the County restated certain beginning balances due to the implementation of GASB Statement No. 51, *Accounting and Financial Reporting for Intangible Assets*.

Management's Discussion and Analysis and the required supplementary information listed in the table of contents are not a required part of the basic financial statements, but are supplementary information required by the Governmental Accounting Standards Board. We have applied certain limited procedures, which consisted principally of inquiries of management regarding the methods of measurement and presentation of the required supplementary information. However, we did not audit the information and express no opinion on it.

Our audit was conducted for the purpose of forming opinions on the financial statements that collectively comprise the County's basic financial statements. The combining and individual fund statements and schedules are presented for purposes of additional analysis and are not a required part of the basic financial statements. Such information has been subjected to the auditing procedures applied in the audit of the basic financial statements and, in our opinion, is fairly stated in all material respects in relation to the basic financial statements taken as a whole. The introductory section and the information provided in the statistical section are presented for the purpose of additional analysis and are not a required part of the basic financial statements. Such additional information has not been subjected to the auditing procedures applied in the audit of the basic financial statements and, accordingly, we express no opinion on it.

A handwritten signature in black ink that reads "Carr, Riggs & Ingram LLC". The signature is written in a cursive, flowing style.

March 1, 2011
Gainesville, Florida

**MANAGEMENT'S
DISCUSSION & ANALYSIS
(MD&A)**

This page intentionally left blank.

MANAGEMENT'S DISCUSSION AND ANALYSIS

The Management's Discussion and Analysis presents an overview of the County's financial activities for the fiscal year ended September 30, 2010. The County's financial performance is discussed and analyzed within the context of the accompanying financial statements and disclosure following this section. Additional information is available in the Transmittal Letter, which precedes Management's Discussion and Analysis.

Financial Highlights

Government-wide Statements

- Alachua County's assets exceeded its liabilities at September 30, 2010 by \$578.1 million (net assets). Of this amount, \$29.4 million represents unrestricted net assets that may be used to meet the government's ongoing obligations to citizens and creditors.
- Total net assets of \$578.1 million are comprised of the following:
 - 1) \$442.2 million of capital assets, net of related debt, includes property and equipment, net of accumulated depreciation, reduced for outstanding debt related to the purchase or construction of those capital assets,
 - 2) \$106.4 million of net assets are restricted by constraints imposed from outside of the County such as debt covenants, grantors, laws, or regulations,
 - 3) \$22.2 million of unrestricted governmental net assets and \$7.2 million of unrestricted business-type net assets represent the portion available to maintain the County's continuing obligations to citizens and creditors.
- The County's total net assets increased \$20.4 million over the previous year with a increase of \$18.3 from governmental activities and an increase of \$2.1 million from business activities.

Fund Statements

- At September 30, 2010, the County's governmental funds reported combined ending unreserved fund balances of \$131.5 million and total fund balances of \$150.5 million. Total fund balances had a decrease of \$6.15 million from the prior fiscal year.
- At September 30, 2010, unreserved fund balance for the General Fund was \$13.97 million or 11.9% of General Fund operating revenue. General Fund balance increased by \$4.5 million from the prior fiscal year.
- Governmental funds revenues increased overall by \$7.6 million or 3.3% from the prior fiscal year. The overall change in governmental funds revenues can primarily be attributed to the following: \$5.3 million increase in property taxes due to a change in the ad valorem millage rate set by the Board of County Commissioners; \$2.7 million increase in Debt Service taxes due to the collection of the Wild Spaces & Public Places .5% discretionary sales tax which was approved only through December 2010; intergovernmental revenue increased overall by \$1.6 million due primarily to an increase in revenue received for the HUD Neighborhood Stabilization Program.
- After making regularly scheduled debt service payments for the year, the County had a net decrease in bonded debt of \$7.25 million over the prior fiscal year as well as \$7.44 million reduction of the \$15 million bank loan for the Wild Spaces & Public Places projects.

Overview of the Financial Statements

This discussion and analysis is intended to serve as an introduction to the County's Basic Financial Statements. The County's Basic Financial Statements consist of three components: 1) Government-wide Financial Statements, 2) Fund Financial Statements, and 3) Notes to the Financial Statements. This report also contains other Required Supplementary Information and Supplemental Information in addition to the Basic Financial Statements themselves.

Government-Wide Financial Statements

The Government-wide Financial Statements are designed to provide readers with a broad overview of the County's finances in a manner similar to a private sector business and consist of the following two statements:

- The Statement of Net Assets presents information on all of the County's assets and liabilities, with the difference between the two reported as net assets. Over time, increases or decreases in net assets may serve as a useful indicator of whether the financial position of the County is strengthening or weakening.
- The Statement of Activities presents information showing how the government's net assets changed during fiscal year 2010. All changes in net assets are reported as soon as the underlying event giving rise to the change occurs, regardless of the timing of related cash flows. Thus, revenues and expenses are reported in this statement for some items that will only result in cash flows in future fiscal periods (e.g., uncollected taxes and earned, but unused vacation leave).

Both of these financial statements distinguish functions of the County that are principally supported by taxes and intergovernmental revenues (governmental activities) from other functions that are intended to recover all or a significant portion of their costs through user fees and charges (business-type activities). The governmental activities of the County include administration, community services, corrections, courts, culture and recreation, tourist development, emergency services, environmental services, growth management, law enforcement, solid waste collection, and transportation. The business-type activities of the County include the solid waste system and codes enforcement.

The government-wide financial statements include not only the County itself (known as the primary government), but also the following legally separate component units: the Alachua County Housing Finance Authority and the John A. H. Murphree Law Library. Financial information for these component units is reported separately from the financial information presented for the primary government itself; these component units do not issue separate financial statements.

The government-wide financial statements can be found on pages 22-25 of this report.

Fund Financial Statements

A fund is a grouping of related accounts that is used to maintain control over resources that have been segregated for specific activities or objectives. The County, like other state and local governments, uses fund accounting to ensure and demonstrate compliance with finance-related legal requirements. All County funds can be divided into three categories: governmental funds, proprietary funds, and fiduciary funds.

Governmental Funds

Governmental funds are used to account for essentially the same functions reported as governmental activities in the government-wide financial statements. However, unlike the government-wide financial statements, governmental fund financial statements focus on near-term inflows and outflows of spendable resources, as well as on balances of spendable resources available at the end of the fiscal year. Such information may be useful in evaluating a government's near-term financing requirements.

Because the focus of governmental funds is narrower than that of the government-wide financial statements, it is useful to compare the information presented for the governmental funds with similar information presented for governmental activities in the government-wide financial statements. By doing so, readers may better understand the long-term impact of the government's near-term financing decisions. Both the governmental fund balance sheet and the governmental fund statement of revenues, expenditures, and changes in fund balances provide reconciliation to facilitate this comparison between governmental funds and governmental activities.

The County maintains thirty-two individual governmental funds. Information is presented separately in the governmental fund balance sheet and in the governmental fund statement of revenues, expenditures, and changes in fund balances for the General Fund, Community Health Program Offering Innovative Care and Health Education Services (CHOICES), Municipal Service Taxing Unit (Unincorporated, Law Enforcement and Fire Protection), Gas Tax Uses, Sheriff, Debt Service, Other Capital Projects, Transportation Trust and Wild Spaces & Public Places which are considered to be major funds. Data from the other twenty-one governmental funds are combined into a single aggregated presentation. Individual fund data for each of these non-major governmental funds is provided in the form of combining statements in the Supplemental Information section of this report.

The County adopts an annual budget for its general, special revenue, debt service and capital projects funds. Budgetary comparison schedules have been provided for these funds to demonstrate budgetary compliance; major funds budgetary comparison (excluding Debt Service and Capital Project funds) is in the Required Supplementary Information starting on page 87 and for non-major, Debt Service and Capital Project funds in the Supplemental Information section starting on page 97.

The basic governmental fund statements can be found on pages 26-32 of this report.

Proprietary Funds

The County maintains two different types of proprietary funds. Enterprise funds are used to report business-type activities in the government-wide financial statements. The County uses enterprise funds to account for the fiscal activities relating to Solid Waste and Codes Enforcement. Internal service funds are used to accumulate and allocate costs internally among the County's various functions. The County uses internal service funds to account for its Computer Replacement, Vehicle Replacement, Fleet Management, Telephone Service, Self-Insurance and Health Insurance operations. Because these services predominantly benefit governmental rather than business-type functions, they have been included within the government-wide financial statements as governmental activities.

Proprietary funds provide the same type of information as the government-wide financial statements, only in more detail. The proprietary fund financial statements provide separate information for the Solid Waste System, as well as the only non-major enterprise fund, Codes Enforcement Fund. Internal service funds are also combined into a single, aggregated presentation in the proprietary fund financial statements. Individual fund data for the internal service funds is provided in the form of combining statements in the Supplementary Information section of this report.

The basic proprietary fund financial statements can be found on pages 34-36 of this report.

Fiduciary Funds

Fiduciary funds are used to account for resources held for the benefit of parties outside the government. Fiduciary funds are not reflected in the government-wide financial statement because the resources of those funds are not available to support the County's own programs. The accounting used for fiduciary funds is similar to proprietary funds.

The basic fiduciary fund financial statement can be found on page 37 of this report.

Notes to the Financial Statements

The notes provide additional information that is essential to a full understanding of the data provided in the government-wide and fund financial statements. The notes to the financial statements can be found on pages 39-86 of this report, with the index to the notes on the first page of that section.

Other Information

Supplemental information in the form of combining statements referred to earlier, present a more detailed view of non-major funds used in governmental and enterprise funds. This section includes budget to actual schedules for non-major special revenue funds and all capital projects funds. Also included are statements for internal service and agency funds as well as component unit information. Combining and individual fund schedules can be found on pages 97-146 of this report. Additional information about the County that may be of interest to the reader is found under the Statistical section on pages 147-175 of this report.

Government-wide Financial Analysis

Net assets may serve over time as a useful indicator of a government's financial position. In the case of the County, assets exceeded liabilities by \$578.1 million at the close of the fiscal year ended September 30, 2010 (see table next page).

At the end of fiscal year 2010, the County is able to report positive balances in all three categories of net assets, for the government as a whole, as well as for its separate governmental and business-type activities.

Current and other assets decreased by .7% over the prior year due to spend down of Wild Spaces & Public Places and transportation trust funds for capital improvement projects. Capital assets, net of related debt, increased by 1.7% due to the acquisition of land and improvement of parks utilizing resources from the voter approved Wild Spaces & Public Places infrastructure sales tax.

Alachua County, Florida
Net Assets
(in millions)

	Governmental Activities		Business-type Activities		Total		Percent Change
	2009	2010	2009	2010	2009	2010	
Current and other assets	\$205.4	\$202.1	\$15.4	\$17.1	\$220.8	\$219.2	-0.7%
Capital assets	506.2	515.2	10.4	10.1	516.6	525.3	1.7%
Total assets	711.6	717.2	25.8	27.2	737.4	744.5	1.0%
Current liabilities	43.9	59.3	1.8	1.7	45.7	61.0	33.5%
Long-term liabilities outstanding	125.7	97.6	8.4	7.8	134.1	105.4	-21.4%
Total liabilities	169.6	156.9	10.2	9.5	179.8	166.4	-7.5%
Net assets invested in capital assets, net of related debt	423.2	432.1	10.4	10.1	433.6	442.2	2.0%
Net assets - restricted	116.4	105.9	0.7	0.5	117.1	106.4	-9.1%
Net assets - unrestricted	2.4	22.2	4.6	7.2	7.0	29.4	322.5%
Total net assets	\$542.0	\$560.3	\$15.7	\$17.8	\$557.7	\$578.1	3.7%

(Note: Due to rounding, the totals shown may not be the addition of numbers presented in this table, but are the true net assets rounded totals.)

Current liabilities and long-term liabilities decreased from the previous year by 7.5% due to advance refunding of \$1 million of Alachua County Forever General Obligation bonds pursuant to bond resolution 03-21, Section 2.07 and \$7.4 principal payment for Wild Spaces & Public Places note payable.

Total net assets at year end is \$578.1 million. The largest portion of the County's net assets (\$442.2 million or 76.5%) reflects its investment in capital assets (e.g., land, infrastructure, buildings and equipment) less any related outstanding debt used to acquire those assets. The County uses these capital assets to provide services to citizens; consequently, these assets are not available for future spending. Although the County's investment in its capital assets is reported net of related debt, it should be noted that the resources needed to repay this debt must be provided from other sources, since the capital assets themselves cannot be used to liquidate liabilities.

An additional portion of the County's net assets (\$106.4 million or 18.4%) represents resources that are subject to external restrictions on how they may be used. The remaining balance of unrestricted net assets (\$29.4 million or 5.1%) may be used to meet the government's ongoing obligations to citizens and creditors.

Restricted net assets in the governmental activities and business-type activities had a net decrease of \$10.7 million or 9.1% from 2009 to 2010. These net assets represent restrictions from specific revenue sources and grants. Main components of the net decrease include:

- Net decrease of \$6.1 million in restricted assets for Wild Spaces & Public Places
- Increase of \$.5 million in restricted assets for CHOICES program
- Decrease of \$.1 million in restricted assets for Alachua Forever Program
- Decrease of \$.4 million in restricted assets for Jail Energy Conservation Project
- Increase of \$1.4 million in restricted assets for cash reserves required for bond insurance downgrades per bond covenants
- Spend down (decrease) of \$4.8 million in restricted assets for road and bridge maintenance and road construction.
- Spend down (decrease) of \$.5 million in restricted assets for grants and sales tax bond proceeds

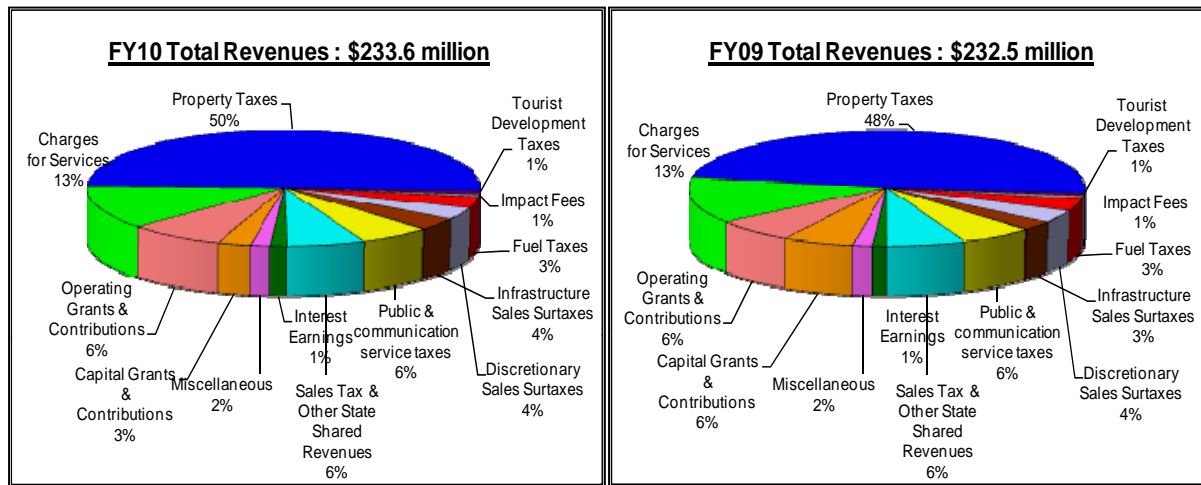
Unrestricted net assets in the governmental type activities increased by \$19.8 million, primarily due to a increase in property tax, investment earnings, and a planned reduction in operating expenditures to offset the economic downturn and to increase overall fund balance.

Alachua County, Florida
Changes in Net Assets
(in millions)

	Governmental Activities		Business-type Activities		Total		Percent Change
	2009	2010	2009	2010	2009	2010	
Revenues:							
Program revenues:							
Charges for services	\$30.3	\$28.4	\$14.6	\$13.9	\$45.0	\$42.3	-6.0%
Operating grants and contributions	15.1	18.3	0.0	-	15.2	18.3	20.8%
Capital grants and contributions	13.3	6.3	-	-	13.3	6.3	-52.6%
General revenues:							
Property taxes	112.1	117.4	-	-	112.1	117.4	4.8%
Discretionary sales surtaxes	8.2	7.8	-	-	8.2	7.8	-4.9%
Infrastructure sales surtaxes	5.9	8.1	-	-	5.9	8.1	36.7%
Other taxes	23.6	23.6	-	-	23.6	23.6	0.1%
Other	23.8	23.6	0.4	0.7	24.2	24.3	0.6%
Total revenues	232.5	233.6	15.0	14.6	247.5	248.2	0.3%
Expenses:							
Administration	43.5	42.2	-	-	43.5	42.2	-3.0%
Community services	18.3	19.6	-	-	18.3	19.6	7.2%
Corrections	28.0	27.8	-	-	28.0	27.8	-0.6%
Courts	22.5	22.2	-	-	22.5	22.2	-1.6%
Culture and recreation	2.0	2.6	-	-	2.0	2.6	33.4%
Tourist development	2.2	2.3	-	-	2.2	2.3	3.2%
Emergency services	30.9	30.1	-	-	30.9	30.1	-2.4%
Environmental services	2.8	2.8	-	-	2.8	2.8	-1.7%
Growth management	4.8	4.5	-	-	4.8	4.5	-6.2%
Law enforcement	33.1	32.6	-	-	33.1	32.6	-1.8%
Solid waste collection	3.9	4.7	-	-	3.9	4.7	20.3%
Transportation	42.8	23.4	-	-	42.8	23.4	-45.4%
Interest on long-term debt	4.5	4.2	-	-	4.5	4.2	-6.1%
Solid waste disposal system	-	-	13.0	11.4	13.0	11.4	-12.4%
Codes enforcement	-	-	1.4	1.1	1.4	1.1	-21.0%
Total expenses	239.3	218.9	14.4	12.5	253.7	231.4	-8.8%
Increase (decrease) in net assets before transfers	(6.8)	14.7	0.7	2.1	(6.2)	16.8	
Transfers	(0.3)	(0.1)	0.3	0.1	-	-	
Increase (decrease) in net assets	(7.2)	14.6	1.0	2.2	(6.2)	16.8	
Net assets - beginning as previously reported	549.2	542.0	14.7	15.6	563.9	557.7	
Change in accounting principle	-	3.7	-	-	-	3.7	
Net assets-beginning-as restated	549.2	545.7	14.7	15.6	563.9	561.4	
Net Assets - Ending	\$ 542.0	\$ 560.3	\$ 15.7	\$ 17.8	\$ 557.7	\$ 578.1	3.7%

(Note: Due to rounding, the totals shown may not be the addition of numbers presented in this table, but are the true net assets rounded totals.)

The following charts show a graphical comparison of governmental revenues by source.



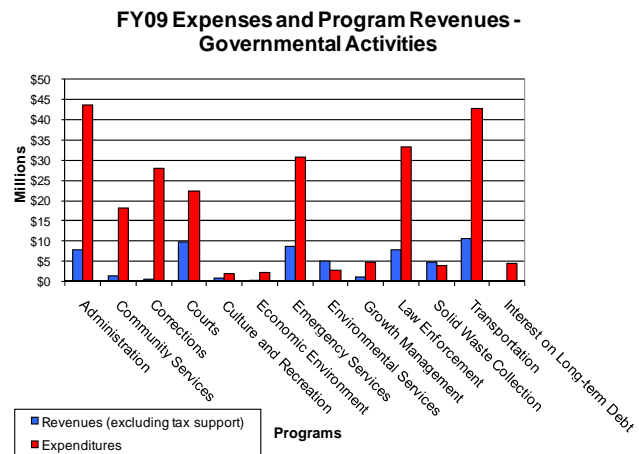
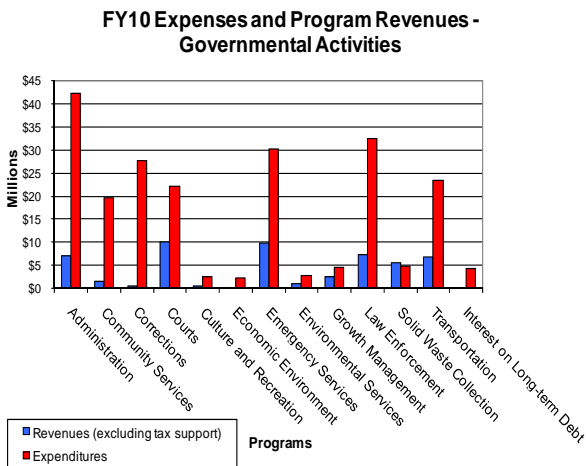
Governmental Activities

The County's total net assets increased \$20.4 million over the previous year with an increase of \$18.3 from governmental activities and an increase of \$2.1 million from business activities.

Major changes in revenues were caused by the following:

- Charges for Services decreased by 6.0% due to the effect of the economy causing across the board declines in licenses and permits, fines and forfeitures and all other areas that charge for services. Additionally, pursuant to Section 28.36, Florida Statutes, the Clerk of Courts Fine and Forfeiture fund became subject to the General Appropriations Act of the Florida Legislature as of July 2009. Thus, the majority of charges for services and fines and forfeitures are remitted to the State Clerk of Court Trust Fund and are no longer reported as revenues to the Clerk.
- Capital Grants and Contributions decreased overall by 52.6%. During fiscal year 2009, a onetime grant of \$1.1 million was received from the State of Florida for assistance in the Legacy Land purchase of Barr Hammock. In addition, the Sheriff's Office also received a one-time grant of \$.8 million from Homeland Security for purchase of radios. Capital asset donations also decreased by \$5.7 million over the prior fiscal year. Due to the current economic environment, construction of new subdivisions has slowed, therefore, the donation of right-of-ways and infrastructure has correspondingly decreased.
- Discretionary sales surtaxes for CHOICES decreased by 4.9% due to decline in sales tax collections. This is a reflection of the recession and overall economic climate.
- Ad valorem tax revenue increased by 4.8% a result increasing the property millage tax rate from 7.5708 for fiscal year 2009 to 8.0495 for this fiscal year and increases in new construction.
- Investment earnings increased by \$.6 million due to recovery of economic market conditions.

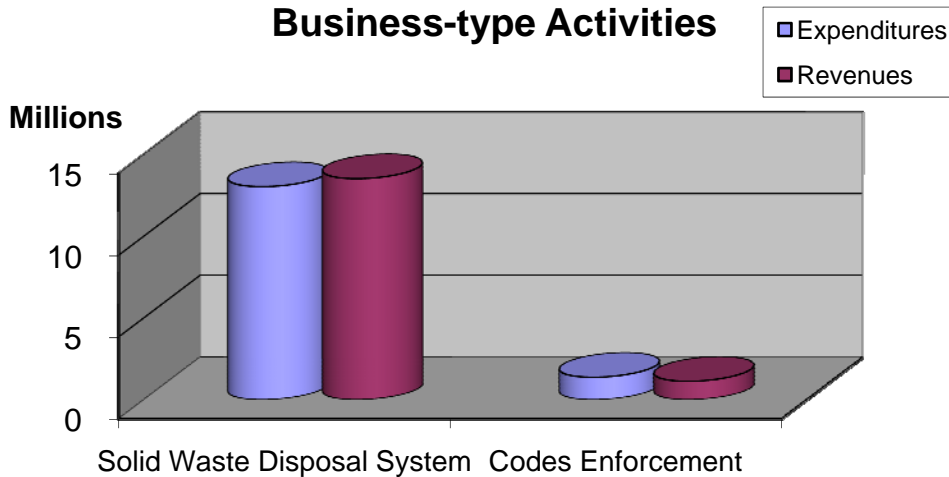
- Pursuant to the successful Wild Spaces & Public Places infrastructure sales tax referendum in November 2008, the County began receiving one-half percent additional sales tax in January 2009. The sales tax is approved through December 2010. This infrastructure sales surtax extends the Alachua County Forever program to acquire and improve environmentally significant lands and to create, improve, and maintain park and recreational facilities within the county. During fiscal year 2010, the infrastructure sales tax generated \$8.1 million in revenue.



Major changes in expenses were caused by the following:

- Transportation expenses decreased 45.4% or \$19.4 million due to an annexation to the City of Gainesville in that occurred in the prior fiscal year of a 660-acre area including SW 24th Avenue.
- Community services expenses increased by \$1.3 million or 7.2%, because of increased enrollment in the CHOICES program and an expansion of covered services to include ambulatory (outpatient care) in January 2009.
- Court costs decreased by 1.6% and is a reflection of mandated budget cuts required from the Clerk of Court from the State of Florida within the Fine and Forfeiture Fund.
- Culture and recreation increased by 33.4% because of increase in maintenance and depreciation costs on prior fiscal year park improvements.

Expenses and Program Revenues - Business-type Activities



Business-type Activities

Business-type activities increased the County’s net assets by \$2.1 million.

- The Solid Waste Transfer Station went into operation in 1999. During fiscal year 2010, Emerald Waste Services declined entry into a commercial franchise agreement, which resulted in the diversion of approximately 25% of the County’s anticipated waste stream and has had a significant financial impact on the operations of this fund. In response to this development, the County is reviewing all processes for operational efficiency, has frozen positions and purchases and is looking to renegotiate current agreements with New River Solid Waste Association and other entities. Staff is also exploring permitting the transfer station as a “resource recovery facility”, whose operations would then be covered by a solid waste flow control ordinance and direct all waste generated in the County to the transfer station.
- Codes Enforcement furnishes services to the development community and citizens. Codes Enforcement operating expenditures exceeded operating revenues by \$0.1 million in fiscal year 2010. Revenues increased for licenses and permits but many of these permits involved alteration, remodeling or repair and were not for new construction starts. Total permits issued in fiscal year 2010 were 4,511 versus 3,943 permits issued in fiscal year 2009.

Fund Financial Analysis

The County uses fund accounting to ensure and demonstrate compliance with finance related legal requirements.

Governmental Funds

The primary purpose of the County’s governmental funds is to provide information on near-term inflows, outflows, and balances of spendable resources. Such information is useful in assessing the County’s financing requirements. In particular, unreserved fund balance may serve as a useful measure of a government’s net resources, available for spending, at the end of the fiscal year.

Alachua County, Florida
Reserved and Unreserved Fund Balance

Total fund balance	\$150,542,444
Less reserved fund balance:	
Encumbrances	6,070,884
Debt Service	10,392,170
Inventories & prepaid items	1,968,905
Special revenue funds	675,624
Unreserved fund balance	\$131,434,861

As of the end of fiscal year 2010, the County’s governmental funds reported combined unreserved ending fund balances of \$131.4 million, a decrease of \$8.2 million from the prior year. Of the approximately \$150.5 million total fund balance, unreserved fund balance is \$131.4 million.

Major Funds

The General Fund, CHOICES, Municipal Service Taxing Unit (separated into Unincorporated Services, Law Enforcement and Fire Protection), Gas Tax Uses, Debt Service, Sheriff, Other Capital Projects, Transportation Trust and Wild Spaces & Public Places are reported as major funds.

The General Fund is the chief operating fund of the County. The General Fund had an increase in fund balance of \$4.5 million. The total fund balance was \$14.48 million of which \$13.97 million was unreserved. The cash balance at the end of the year was \$8.6 million. As a measure of the General Fund’s liquidity, it may be useful to compare both unreserved fund balance and total fund balance to total fund revenues. Unreserved fund balance represents 11.9% of total General Fund operating revenue, while total fund balance represents 12.3% of that same amount. The Government Finance Officers Association’s Best Practices guidelines calls for unrestricted fund balance level of no less than two months of regular General Fund operating revenues or expenditures. The fiscal year 2010 unreserved fund balance of \$13.97 million for the General Fund falls short of meeting this goal as the average two months of operating revenues in 2010 was over \$19.5 million. Revenues overall increased by almost \$7 million overall due to the following: higher tax collections of almost \$5 million, a result of increasing the property millage tax rate from 7.5708 for fiscal year 2009 to 8.0495 for this fiscal year; an increase in investment earnings of \$.7 million; higher charges for services of \$1.2 million for ambulance use. In addition, operating expenditures declined by \$2.2 million due to management’s efforts to reduce spending.

The CHOICES Program was approved by the voters on August 31, 2004. The program is funded by a ¼ cent sales tax which is approved through December 2011. As of September 30, 2010, the total fund balance for CHOICES is \$41.0 million. Investment income for the year of \$.6 million was received and \$7.9 million was spent for program costs. This discretionary sales tax will cease December 2011, and the County is considering different options allowed under the ordinance for use of the funds. At the end of the fiscal year, there were 3,340 clients enrolled in the program.

The Municipal Service Taxing Unit (MSTU) – Unincorporated Services Fund provides services to citizens in the unincorporated area of the County, including recreation, environmental services, and development related activities such as codes enforcement and planning. Decreases in revenues, expenditures and transfers resulted in an overall decrease in fund balance during the year of almost \$.4

million. The fund has an ending fund balance of almost \$0.6 million. The ending fund balance represents 12.1% of the MTSU - Unincorporated Services operating revenue.

The MSTU - Law Enforcement Fund pays for the majority of the Sheriff's patrol in the unincorporated area of the County through transfers of \$14.3 million to the Sheriff. The increase in fund balance during the year was \$.4 million resulting in an ending fund balance of \$1.5 million. The \$2.4 million borrowed in fiscal year 2009 from the General Fund is still outstanding. Fund balance represents 9.3% of the MSTU - Law Enforcement operating revenue.

The MSTU - Fire Protection Fund provides fire fighting and related services to citizens in the unincorporated area of the County. The fund has an ending fund balance of \$1.6 million, an increase of \$.4 million dollars from the prior year. The ending fund balance represents 12.8% of the MSTU – Fire Protection Services operating revenue.

The Gas Tax Uses Fund is the primary operating fund of the Public Works – Road & Bridge Department. The primary revenue source for this fund is fuel taxes as well as transfers in totaling \$3 million, including \$1.2 million from the General Fund to bolster lagging gas tax revenues, and \$1.6 million from Gas Tax Revenue Bonds. This year \$9 million was spent on maintenance of County roads. Revenues including transfers were less than expenditures by \$.7 million resulting in an ending fund balance of \$2.6 million.

The Sheriff is funded by the Board of County Commissioners. The Sheriff's expenditures for the year were \$64.8 million, a decrease of 2.8% over the prior fiscal year. Since the Sheriff is a budget officer, she is required to return all excess fund balance (\$670,887 this fiscal year) to the Board, except for fund balance that represents inventory that the Sheriff had on hand at the end of the fiscal year.

The Debt Service fund accounts for the resources accumulated and payments made for principal and interest on long-term obligations of debt of governmental funds. This fund moved to the major fund category due to the issuance of additional debt in fiscal year 2008 pledging gas tax revenues required to repay the bonded debt and a bank loan supported by the revenues of the Wild Spaces & Public Places voted two year .5% surtax. The fund has an ending balance of \$10.5 million, up \$1.1 million from fiscal year 2009.

The Other Capital Projects Fund accounts for bond proceeds and other allocations for general facilities improvements. The first series of bonds, \$21.17 million Public Improvement Revenue Bonds, Series 2007A, were issued in January 2007 and were used this year to finance jail and community park improvements and conservation measures in County facilities; expenditures on these projects were over \$10.9 million this year. The fund has an ending fund balance of \$35.1 million, a decrease of \$4.8 million from the prior fiscal year.

The Transportation Trust Fund was established in fiscal year 2005 by a transfer from the Gas Tax Uses fund, in the amount of \$9.0 million. Also, on April 19, 2005, the Board of County Commissioners authorized staff to proceed with the issuance of \$33 million in Gas Tax Bonds for transportation improvements. In 2006, the first series of Revenue Tax Bonds were issued for \$15.4 million. In 2008, the second series were issued for \$18.2 million. After transportation improvement expenditures of \$4.5 million this fiscal year, the 2010 ending fund balance was \$12.9 million.

The Wild Spaces & Public Places capital project fund originated as a result of voter referendum on Nov. 4, 2008 for a two year duration half cent sales tax. Alachua County Forever conservation lands will be purchased with 51% of the proceeds and the balance will be used to fund recreational improvements in the County. A \$15 million loan was taken out so that projects in process can be completed more quickly. \$6.6 million dollars was spent this year primarily on conservation land projects.

Proprietary Funds

The County's proprietary fund statements provide the same type of information found in the government-wide financial statements, but in more detail. The Solid Waste System fund is reported as a major fund.

The Solid Waste System fund is used to account for the operation of the County's off-site collection centers, recycling, transfer station and the monitoring and remediation activities of the County's closed landfills. The Solid Waste System operates like a business, where the rates established by the County generate sufficient funds to pay the costs of current operations and provide for long-term asset acquisitions. As required by the State Department of Environmental Protection, the County has set aside over \$4.4 million for long term care of the closed landfills. Total assets as of September 30, 2010 were \$26.8 million, of which over \$10 million are capital assets, net of depreciation. Total liabilities were \$9.3 million resulting in an increase of over \$2 million in ending net assets of \$17.5 million.

General Fund Budgetary Highlights

The difference between the General Fund's original and final budgeted operating revenues, excluding other financial sources were for an increase in unanticipated charges for services for the sale of rain barrels (\$14,850), for unanticipated revenue from Florida Fish & Wildlife for Gopher Tortoise management (\$13,700) and unanticipated miscellaneous revenue from the Property Appraiser for modifications to his office (\$16,526).

The differences between the original and final General Fund budget for current operating expenditures was primarily the result of moving budget from the Reserve for Contingencies for the following:

- \$29,000 – Power Line and Light Management controls
- \$97,402 – Charter Review Commission expenditures
- \$50,000 – Supervisor of Elections use of estimated excess return
- \$126,383 – match for Foster Grandparents program
- \$28,737 – match for Emergency Management Performance Grant
- \$1,913,032 – Inmate Medical care
- \$10,000 – Affordable Housing impact fee assistance
- \$193,920 – IRCP fund revenue shortfall replacement and increase in use of radios

Other changes between the original and final General Fund budget for current operating expenditures included the following major changes:

- \$13,700 – expenditures for the money received from Florida Fish & Wildlife for Gopher Tortoise management
- \$716,950 – budget carried forward for prior year purchase orders.
- \$469,400 – purchase of EMS cardiac monitors to comply with Fla. Administrative Code 64J1.003

General Fund actual revenues overall were \$2.5 million more than the final amended budgeted revenues. \$1.3 million of this amount is due to more taxes being collected than budgeted; per Florida Statute 129.01, only 95 percent of anticipated receipts may be budgeted. Actual expenditures overall were over \$8.6 million less than was budgeted; this was due to direction from the Board to reduce expenditures where possible in anticipation of the continuing downturn of the economy and resulting tax collections.

Capital Asset and Debt Administration

Capital Assets

The County's investment in capital assets for its governmental and business-type activities as of September 30, 2010 totals \$525.4 million (net of accumulated depreciation) and includes land, buildings, improvements other than buildings, leasehold improvements, equipment, infrastructure, and construction in progress. The County experienced an overall increase in investment in capital assets over the prior fiscal year of approximately 1.7 %.

Alachua County, Florida
Capital Assets
(net of depreciation, in millions)

	Governmental Activities		Business-type Activities		Total		Percent Change
	2009	2010	2009	2010	2009	2010	
	Land	\$232.8	\$240.1	\$ 3.3	\$ 3.3	\$236.1	
Art	0.1	0.1	-		0.1	0.1	0.00%
Infrastructure	162.0	157.0	-		162.0	157.0	-3.09%
Buildings	79.3	79.5	1.8	1.7	81.1	81.2	0.12%
Improvements other than buildings	5.5	8.2	3.9	3.7	9.4	11.9	26.60%
Equipment	19.2	23.1	1.4	1.4	20.6	24.5	18.93%
Construction in progress	7.2	7.2	-		7.2	7.2	0.00%
Total	\$506.2	\$515.2	\$ 10.4	\$ 10.1	\$516.6	\$525.4	1.70%

(Note: Due to rounding, the totals shown may not be the addition of numbers presented in this table, but are the true rounded totals.)

As shown in the above table, construction in progress remained approximately the same, though some projects were completed and others begun. Improvements other than buildings increased by 26.6% due to the completion of several bond funded capital projects including Jonesville and Owens-Illinois park improvements. The 18.93% increase to equipment is the result of the addition of software purchased in prior years and still in use, as required by GASB Statement No. 51, *Accounting and Financial Reporting for Intangible Assets*.

Major capital asset events during the current fiscal year included the following:

- Road resurfacing and widening projects completed 2010 using contractors:
 - CR 214 from CR 235 to the County line (5.4 miles for \$6 million including inmate labor valued at \$75,000)
 - SW 122nd St from Archer Rd to SW 24th Ave (4.3 miles for \$1.3 million)
- Graded Unimproved Road Projects completed in fiscal year 2010:
 - SE 65th Lane from MP 0.322 to SR 20 (1 mile for \$163,000)
 - SW 122nd St from SW 121st Ave to SR 24 (1.67 miles for \$121,000)
 - SW 143rd St from SR 24 to the south terminus (2 miles for \$171,000)
- Sidewalk and/or recreation paths were completed for the following:
 - West University Ave from SW 75th St to east terminus (.5 mile for \$200,000 including inmate labor of \$24,000)

- Planning, design and construction began or continued on road resurfacing and widening projects this fiscal year for:
 - CR 325 from SR 200 to SE CR 346 (\$279,000 spent to date)
 - CR 237 from Levy County line to SR 26 (\$300,000 spent to date)
 - SW 91st St from Newberry Rd to SW 8th Ave (\$320,000 spent to date)
 - North Main St from N 8th Ave to N 23rd Ave (\$342,000 spent to date)
 - NW CR 236 from US 441 to I-75 (\$175,000 spent to date)
 - NW 16th Ave from NW 57th Terrace to NW 13th St (\$389,000 spent to date)
 - SW 62nd Blvd/intersection and turn lane improvements (\$2 million spent to date)
- County Parks
 - Jonesville Park
 - Construction of ball fields, picnic areas, concessions and additional parking have been completed with approximately \$2.8 million spent this year and a total of \$4.2 million to date, excluding the tennis complex.
 - Park improvements were completed this year for:
 - Owens Illinois (\$122,560)
 - Poe Springs Park (\$12,884)
 - Cynthia Moore Chestnut and Clark Butler Nature Preserve (a.k.a. SE 35th Street Park) – a restroom at the park and additional improvements were completed for \$171,888 spent this year with a total cost of over \$1 million.
 - San Felasco Park including land and improvements, restrooms, boardwalk and interpretive center with a cost of approximately \$800,000 were given to the City of Gainesville for a loss of \$620,000.
 - Waldo Canal Park was given to the City of Waldo for a cost and loss of \$1,400.
 - Kanapaha Park restrooms were destroyed by fire for a loss of \$4,800.
- Energy and water conservation improvements are in process or have been completed in many County buildings including new HVAC systems, foam roofing, re-lamping with low wattage fluorescent bulbs, automatic flushing toilets, waterless urinals, automatic soap dispensers and computerized systems to monitor and effectively manage air handling.
- Alachua County Forever-Legacy Lands—numerous acquisition efforts are underway in conjunction with other State programs. Overall \$6.6 million was spent on land related purchases this year including the following major acquisitions:
 - San Felasco Addition – Turkey Creek Hammock parcels with 379.5 acres for a total \$4 million and the White/Martin tract of 64.9 acres for a total of \$.6 million.
 - Santa Fe River – Osceola Land & Timber Corporation tract with 462.5 acres – joint purchase with the Suwannee River Management District with the County paying \$624,324 of the total \$2.5 million dollar cost.
 - Lochloosa Creek – Roberts Land & Timber Corporation parcels with 321.74 acres for a cost of \$1.2 million.
- Neighborhood Stabilization Program houses – Alachua County was awarded \$2.9 million HUD funds to purchase foreclosed and short sale properties, rehabilitate, and either sell or rent these residential properties to income eligible households as affordable housing. The County has purchased 20 properties and after rehabilitation, will either sell the properties to qualified low income households or will convey ownership to the Alachua County Housing Authority or other non-profit organizations for use as rental housing for very low income households.

Additional information on the County's capital assets can be found in Note 6 on pages 67-68 of this report.

Long-term Debt

At the end of fiscal year 2010, the County had total bonded debt outstanding of \$84.9 million. The County's debt represents bonds secured by ad valorem taxes (i.e. Limited General Obligation Bonds) and specified revenue sources (i.e., Revenue Bonds).

Alachua County, Florida		
Outstanding Debt		
	2009	2010
General Obligation & Revenue Bonds		
General Obligation Bonds	\$ 3,970,000	\$ 1,515,000
Revenue Bonds	88,130,000	83,335,000
Total	\$ 92,100,000	\$ 84,850,000
Notes Payable		
Pooled Commercial Paper	\$ 14,400,000	\$ 14,400,000
2008 Capital Improvement Bank loan	7,454,000	7,050,000
Wild Spaces & Public Places bank loan	15,000,000	7,560,000
Total	\$ 36,854,000	\$ 29,010,000

After making regularly scheduled debt service payments for the year, the County had a decrease in bonded debt of over \$7.2 million and also a decrease in notes payable of \$7.8 million from the prior fiscal year. No new bonds were issued this fiscal year.

Additional information on the County's debt can be found in Note 8 on pages 71-75 of this report.

Economic Factors and Next Year's Budgets and Rates

- The unemployment rate for the County at September 30, 2010 was 8.3%. This represents an increase of 17% from the prior year, but is still one of the lowest in the state.
- The taxable value of commercial and residential property both decreased 4.2% and 7.9%, respectively, in the 2010 fiscal year.
- There were 4,511 building permits issued in the County for fiscal year 2010, up 14.4% from the previous fiscal year total of 3,943.
- Population decreased by approximately 540 people or .2% from the prior year to an estimated 255,692 at September 30, 2010. Overall the State of Florida population increased by 21,869.

During the current fiscal year, unreserved fund balance in the General Fund increased to \$13.97 million for a total fund balance of \$14.5 million. The fiscal year 2010 ad valorem tax rate for the General Fund is 8.0495 mills and increased to 8.3763 mills in fiscal year 2011.

Requests for Information

This financial report is designed to present users with a general overview of the County's finances and to demonstrate the County's accountability. If you have questions concerning any of the information provided in this report or need additional financial information, contact the Alachua County Clerk of Court, Finance and Accounting, P.O. Box 939, Gainesville, Florida 32602. Additional financial information, including financial reports from prior fiscal years, can also be found on our web-site <http://www.alachuacounty.us/Depts/Clerk/Pages/FinancialReports.aspx>.

**BASIC
FINANCIAL
STATEMENTS**

This page intentionally left blank.

This page intentionally left blank.

ALACHUA COUNTY, FLORIDA
STATEMENT OF NET ASSETS
SEPTEMBER 30, 2010

	Primary Government		Total	Component Units
	Governmental Activities	Business-type Activities		
Assets:				
Current Assets:				
Equity in pooled cash & investments	\$ 164,372,958	\$ 10,448,795	\$ 174,821,753	\$ 459,571
Cash with fiscal agent	620,712	-	620,712	-
Other cash and equivalents	9,831,845	250	9,832,095	-
Investments	820,707	-	820,707	-
Receivables (net)	5,938,090	801,074	6,739,164	11,810
Due from other governments	12,072,142	50,632	12,122,774	2,140
Internal balances	(1,416,867)	1,416,867	-	-
Inventories	1,714,610	-	1,714,610	-
Prepaid items	1,570,446	-	1,570,446	-
Total current non-restricted assets	195,524,643	12,717,618	208,242,261	473,521
Current Restricted Assets:				
Sinking fund cash & cash reserves	5,132,859	-	5,132,859	-
Total current restricted assets	5,132,859	-	5,132,859	-
Total current assets (restricted & non-restricted)	200,657,502	12,717,618	213,375,120	473,521
Noncurrent Assets:				
Deferred charges	1,410,436	-	1,410,436	-
Noncurrent restricted assets:				
Restricted equity in pooled cash and investments	-	2,861,559	2,861,559	-
Restricted investments	-	1,541,914	1,541,914	-
Restricted interest receivable	-	12,918	12,918	-
Total non-current restricted assets	-	4,416,391	4,416,391	-
Capital Assets:				
Land	240,118,050	3,324,279	243,442,329	-
Artwork	91,390	-	91,390	-
Infrastructure	487,226,954	-	487,226,954	-
Buildings	119,825,889	2,787,576	122,613,465	-
Improvements other than buildings	13,236,530	13,372,706	26,609,236	-
Equipment and Software	68,622,829	3,402,972	72,025,801	1,850
Construction in progress	7,242,090	-	7,242,090	-
Less accumulated depreciation	(421,198,346)	(12,785,466)	(433,983,812)	(401)
Total capital assets	515,165,386	10,102,067	525,267,453	1,449
Total noncurrent assets (restricted & non-restricted)	516,575,822	14,518,458	531,094,280	1,449
Total Assets	\$ 717,233,324	\$ 27,236,076	\$ 744,469,400	\$ 474,970

The accompanying notes are an integral part of the financial statements.

	Primary Government		Total	Component Units
	Governmental Activities	Business-type Activities		
Liabilities:				
Current Liabilities (payable from current assets):				
Accounts payable	\$ 14,995,167	\$ 810,967	\$ 15,806,134	\$ 9,684
Accrued interest payable	1,273,250	-	1,273,250	-
Estimated liability for self insurance losses	2,164,710	-	2,164,710	-
Contracts payable	291,068	-	291,068	-
Due to other governments	2,781,656	1,201	2,782,857	-
Deposits	26,137	97,807	123,944	-
Unearned revenue	3,160,108	-	3,160,108	-
Accrued compensated absences	6,857,463	298,023	7,155,486	307
Accrued landfill closure cost	-	472,420	472,420	-
Bonds and notes payable	27,791,000	-	27,791,000	-
Total current liabilities (payable from current assets)	59,340,559	1,680,418	61,020,977	9,991
Noncurrent Liabilities:				
Accrued compensated absences	6,412,000	248,543	6,660,543	-
Estimated liability for self insurance losses	5,438,087	-	5,438,087	-
Bonds and notes payable (net of amortization on discounts & premiums)	85,728,711	-	85,728,711	-
Total noncurrent liabilities (payable from noncurrent assets)	97,578,798	248,543	97,827,341	-
Noncurrent Liabilities (payable from restricted assets):				
Accrued landfill closure cost	-	7,527,365	7,527,365	-
Total noncurrent liabilities (payable from restricted assets)	-	7,527,365	7,527,365	-
Total noncurrent liabilities	97,578,798	7,775,908	105,354,706	-
Total Liabilities	156,919,357	9,456,326	166,375,683	9,991
Net Assets:				
Invested in capital assets, net of related debt	432,141,510	10,102,067	442,243,577	1,449
Restricted for:				
Restricted for debt service	1,677,833	-	1,677,833	-
Restricted for cash reserve - bond covenants	3,455,026	-	3,455,026	-
Restricted for CHOICES	41,004,338	-	41,004,338	-
Restricted for Wild Spaces & Public Places	8,114,519	-	8,114,519	-
Restricted for road and bridge maintenance	2,638,503	-	2,638,503	-
Restricted for road construction	12,905,022	-	12,905,022	-
Restricted for Alachua County Forever land program	3,212,988	-	3,212,988	-
Restricted for public improvement revenue projects	3,296,347	-	3,296,347	-
Restricted for jail energy conservation program	6,995,881	-	6,995,881	-
Restricted for grants and other purposes	22,637,225	-	22,637,225	-
Restricted for annual landfill closure costs	-	472,420	472,420	-
Unrestricted	22,234,775	7,205,263	29,440,038	463,530
Total Net Assets	\$ 560,313,967	\$ 17,779,750	\$ 578,093,717	\$ 464,979

**ALACHUA COUNTY, FLORIDA
STATEMENT OF ACTIVITIES
FOR THE YEAR ENDED SEPTEMBER 30, 2010**

Programs	Program Revenues			
	Expenses	Charges for Services	Operating Grants and Contributions	Capital Grants and Contributions
Primary Government:				
Governmental Activities:				
Administration	\$ 42,228,289	\$ 6,022,364	\$ 986,544	\$ 34,000
Community services	19,574,960	344,323	704,680	436,174
Corrections	27,802,365	593,795	-	-
Courts	22,152,800	3,224,379	6,789,029	-
Culture and recreation	2,620,000	46,070	12,530	598,088
Tourist development	2,274,812	-	-	-
Emergency services	30,118,804	9,045,376	484,255	362,682
Environmental services	2,790,166	311,962	672,043	-
Growth management	4,468,464	134,964	505,780	1,842,663
Law enforcement	32,565,956	2,796,746	4,252,959	263,835
Solid waste collection	4,728,027	5,698,609	2,250	-
Transportation	23,360,193	210,491	3,896,573	2,773,987
Interest on long-term debt	4,236,944	-	-	-
Total governmental activities	218,921,780	28,429,079	18,306,643	6,311,429
Business-type activities:				
Solid waste disposal system	11,420,657	12,578,870	-	-
Codes enforcement	1,184,667	1,272,065	-	-
Total business-type activities	12,605,324	13,850,935	-	-
Total primary government	\$ 231,527,104	\$ 42,280,014	\$ 18,306,643	\$ 6,311,429
Component Units:				
Murphree Law Library	\$ 79,738	\$ 60,552	\$ 529	-
Alachua County Housing Finance Authority	58,584	-	-	-
Total component units	\$ 138,322	\$ 60,552	\$ 529	\$ -

General revenues:
Property taxes
Tourist development taxes
Impact fees
Fuel taxes
Discretionary sales surtaxes (CHOICES)
Infrastructure sales surtaxes (Wild Spaces & Public Places)
Local business taxes
Public & communication service taxes
Sales tax & other state shared revenue-unrestricted
Interest earnings
Miscellaneous
 Total general revenues
 Changes in net assets before transfers
Transfers
 Changes in net assets
Net assets - beginning as previously reported
Change in accounting principle
Net assets-beginning-as restated
Net assets - ending

The accompanying notes are an integral part of the financial statements.

Net (Expense) Revenue and Changes in Net Assets			
Primary Government			Component Units
Governmental Activities	Business-type Activities	Total	
\$ (35,185,381)	\$ -	\$ (35,185,381)	
(18,089,783)	-	(18,089,783)	
(27,208,570)	-	(27,208,570)	
(12,139,392)	-	(12,139,392)	
(1,963,312)	-	(1,963,312)	
(2,274,812)	-	(2,274,812)	
(20,226,491)	-	(20,226,491)	
(1,806,161)	-	(1,806,161)	
(1,985,057)	-	(1,985,057)	
(25,252,416)	-	(25,252,416)	
972,832	-	972,832	
(16,479,142)	-	(16,479,142)	
(4,236,944)	-	(4,236,944)	
(165,874,629)	-	(165,874,629)	
-	1,158,213	1,158,213	
-	87,398	87,398	
-	1,245,611	1,245,611	
(165,874,629)	1,245,611	(164,629,018)	
			\$ (18,657)
			(58,584)
			(77,241)
117,445,471	-	117,445,471	-
2,367,444	-	2,367,444	-
1,699,263	-	1,699,263	-
7,465,344	-	7,465,344	-
7,822,975	-	7,822,975	-
8,057,146	-	8,057,146	-
243,356	-	243,356	-
13,566,511	-	13,566,511	-
14,953,362	-	14,953,362	-
3,127,865	262,459	3,390,324	7,831
3,824,539	481,771	4,306,310	54,844
180,573,276	744,230	181,317,506	62,675
14,698,647	1,989,841	16,688,488	(14,566)
(132,757)	132,757	-	-
14,565,890	2,122,598	16,688,488	(14,566)
541,998,937	15,657,152	557,656,089	479,545
3,749,140	-	3,749,140	-
545,748,077	15,657,152	561,405,229	479,545
\$ 560,313,967	\$ 17,779,750	\$ 578,093,717	\$ 464,979

ALACHUA COUNTY, FLORIDA
BALANCE SHEET
GOVERNMENTAL FUNDS
SEPTEMBER 30, 2010

	GENERAL	CHOICES	MSTU UNINCORPORATED SERVICES	MSTU LAW ENFORCEMENT
ASSETS				
Equity in pooled cash and investments	\$ 8,632,854	\$ 39,751,634	\$ 600,966	\$ 2,992,172
Cash with fiscal agent	-	600,000	-	-
Other cash and equivalents	51,625	-	100	-
Sinking fund cash and cash reserves	-	-	-	-
Investments	-	-	-	-
Accounts receivable	5,626,970	1,011,631	47,391	187,477
Allowance for estimated uncollectables	(3,628,923)	-	-	-
Assessment receivable	-	-	-	-
Due from other funds	9,159,257	-	14,011	67,990
Due from other governments	305,571	1,388,183	333,964	699,234
Inventories	433,986	-	-	-
Prepaid Items	499	-	499	-
Total assets	<u>\$ 20,581,839</u>	<u>\$ 42,751,448</u>	<u>\$ 996,931</u>	<u>\$ 3,946,873</u>
LIABILITIES AND FUND BALANCES				
Liabilities:				
Accounts payable and accrued liabilities	\$ 4,409,428	\$ 994,106	\$ 395,959	\$ -
Contracts payable	2,930	-	-	-
Due to collection agent	2,243	-	-	-
Due to individuals	-	-	-	-
Due to other funds	598,239	-	23	2,400,097
Due to other governments	223,307	110,516	-	88,784
Deposits	19,362	-	-	-
Deferred revenue	849,224	642,488	-	-
Total liabilities	<u>6,104,733</u>	<u>1,747,110</u>	<u>395,982</u>	<u>2,488,881</u>
Fund balances reserved for:				
Encumbrances	70,484	-	29,449	-
Debt service	-	-	-	-
Records modernization	-	-	-	-
Mapping projects	-	-	-	-
Inventory & prepaid items	434,485	-	499	-
Unreserved-undesignated, reported in:				
General fund	13,972,137	-	-	-
Special revenue funds	-	41,004,338	571,001	1,457,992
Capital project funds	-	-	-	-
Total fund balances	<u>14,477,106</u>	<u>41,004,338</u>	<u>600,949</u>	<u>1,457,992</u>
Total liabilities and fund balances	<u>\$ 20,581,839</u>	<u>\$ 42,751,448</u>	<u>\$ 996,931</u>	<u>\$ 3,946,873</u>

The accompanying notes are an integral part of the financial statements.

<u>MSTU FIRE PROTECTION</u>	<u>GAS TAX USES</u>	<u>SHERIFF</u>	<u>DEBT SERVICE</u>	<u>OTHER CAPITAL PROJECTS</u>	<u>TRANSPORTATION TRUST</u>
\$ 1,180,354	\$ 2,514,583	\$ -	\$ 7,257,959	\$ 34,806,321	\$ 13,256,699
-	-	-	20,712	-	-
-	1,000	3,693,368	-	-	-
-	-	-	5,132,859	-	-
-	-	-	-	-	-
138,447	186,185	2,890	210,725	737,349	334,275
-	-	-	-	-	-
-	-	-	-	58,086	-
40,969	-	236,471	24,222	241	-
755,399	701,195	50,421	3,878,747	645,391	638
-	234,454	133,228	-	-	-
-	-	50,000	73,132	-	-
<u>\$ 2,115,169</u>	<u>\$ 3,637,417</u>	<u>\$ 4,166,378</u>	<u>\$ 16,598,356</u>	<u>\$ 36,247,388</u>	<u>\$ 13,591,612</u>
\$ 485,409	\$ 309,211	\$ 1,780,839	\$ -	\$ 728,853	\$ 568,027
-	-	-	-	156,887	118,563
-	-	-	-	-	-
-	-	-	-	72,406	-
8,107	84	1,284,980	4,244,892	4	-
35,104	415,819	917,331	-	-	-
-	-	-	-	-	-
-	273,800	-	1,888,162	201,797	-
<u>528,620</u>	<u>998,914</u>	<u>3,983,150</u>	<u>6,133,054</u>	<u>1,159,947</u>	<u>686,590</u>
28,502	236,835	-	-	2,237,867	552,977
-	-	-	10,392,170	-	-
-	-	-	-	-	-
-	-	-	-	-	-
-	234,454	183,228	73,132	-	-
-	-	-	-	-	-
1,558,047	2,167,214	-	-	-	-
-	-	-	-	32,849,574	12,352,045
<u>1,586,549</u>	<u>2,638,503</u>	<u>183,228</u>	<u>10,465,302</u>	<u>35,087,441</u>	<u>12,905,022</u>
<u>\$ 2,115,169</u>	<u>\$ 3,637,417</u>	<u>\$ 4,166,378</u>	<u>\$ 16,598,356</u>	<u>\$ 36,247,388</u>	<u>\$ 13,591,612</u>

ALACHUA COUNTY, FLORIDA
BALANCE SHEET
GOVERNMENTAL FUNDS
SEPTEMBER 30, 2010

PAGE 2 OF 2

	<u>WILD SPACES & PUBLIC PLACES</u>	<u>OTHER GOVERNMENTAL FUNDS</u>	<u>TOTAL GOVERNMENTAL FUNDS</u>
ASSETS			
Equity in pooled cash and investments	\$ 7,982,031	\$ 19,976,362	\$ 138,951,935
Cash with fiscal agent	-	-	620,712
Other cash and equivalents	-	6,085,752	9,831,845
Sinking fund cash and equivalents	-	-	5,132,859
Investments	-	820,707	820,707
Accounts receivable	202,622	515,587	9,201,549
Allowance for estimated uncollectables	-	-	(3,628,923)
Assessment receivable	-	-	58,086
Due from other funds	-	803,521	10,346,682
Due from other governments	-	3,284,725	12,043,468
Inventories	-	718,297	1,519,965
Prepaid Items	-	324,810	448,940
Total assets	<u>\$ 8,184,653</u>	<u>\$ 32,529,761</u>	<u>\$ 185,347,825</u>
LIABILITIES AND FUND BALANCES			
Liabilities:			
Accounts payable and accrued liabilities	\$ 70,134	\$ 1,648,277	\$ 11,390,243
Contracts payable	-	12,688	291,068
Due to collection agent	-	-	2,243
Due to individuals	-	272,135	344,541
Due to other funds	-	5,923,968	14,460,394
Due to other governments	-	990,795	2,781,656
Deposits	-	6,775	26,137
Deferred revenue	-	1,653,628	5,509,099
Total liabilities	<u>70,134</u>	<u>10,508,266</u>	<u>34,805,381</u>
Fund balances reserved for:			
Encumbrances	254,085	2,660,685	6,070,884
Debt service	-	-	10,392,170
Records modernization	-	598,404	598,404
Mapping projects	-	77,220	77,220
Inventory & prepaid items	-	1,043,107	1,968,905
Unreserved-undesignated, reported in:			
General fund	-	-	13,972,137
Special revenue funds	-	14,154,707	60,913,299
Capital project funds	7,860,434	3,487,372	56,549,425
Total fund balances	<u>8,114,519</u>	<u>22,021,495</u>	<u>150,542,444</u>
Total liabilities and fund balances	<u>\$ 8,184,653</u>	<u>\$ 32,529,761</u>	<u>\$ 185,347,825</u>

The accompanying notes are an integral part of the financial statements.

Alachua County, Florida
Reconciliation of the Balance Sheet
to the Statement of Net Assets of Governmental Funds
September 30, 2010

Fund balances – total governmental funds (page 28)	\$150,542,444
Amounts reported for governmental activities in the Statement of Net Assets are different because:	
Capital Assets used in governmental activities are not financial resources and therefore are not reported in the fund financial statements.	508,745,049
Long-term liabilities are not due and payable in the current period and therefore are not reported in fund financial statements:	
Governmental activities	(\$134,391,971)
Less amounts reported in Internal Service funds:	
Self-insured losses	7,602,797
Accrued compensated absences	<u>268,510</u>
	(126,520,664)
Accrued long-term debt interest payable is not current and therefore is not reported in the fund statements.	(1,273,250)
Gas Tax, Sales Tax, and Discretionary Sales Tax receivables are not financial resources in the current period and therefore are reported as deferred revenues.	3,853,916
Deferred charges are reported in the statement of net assets but not in the fund financial statements	1,410,436
Internal Service Funds are used by management to charge the costs of certain activities, such as insurance, computer replacement, fleet services, and telephone services to individual funds. The assets and liabilities of the Internal Service Funds are included in governmental activities in the statement of net assets.	22,434,530
Prepaid Items originally expensed in full, reclassified as an asset.	<u>1,121,506</u>
Net Assets of governmental activities (page 23)	<u><u>\$560,313,967</u></u>

*See Note 2.A. for details

The accompanying notes are an integral part of the financial statements.

ALACHUA COUNTY, FLORIDA
STATEMENT OF REVENUES, EXPENDITURES
AND CHANGES IN FUND BALANCES
GOVERNMENTAL FUNDS
FOR THE YEAR ENDED SEPTEMBER 30, 2010

	GENERAL	CHOICES	MSTU UNINCORPORATED SERVICES	MSTU LAW ENFORCEMENT
REVENUES				
Taxes	\$ 97,871,302	\$ 7,776,737	\$ 3,758,538	\$ 15,480,802
Permits and fees	-	-	125,385	20
Intergovernmental	4,821,816	-	939,997	-
Charges for services	10,059,378	-	112,869	-
Fines and forfeitures	39,600	-	-	-
Investment income	856,285	634,910	19,987	49,484
Special assessments and impact fees	-	-	-	-
Private donations	-	-	-	-
Miscellaneous	3,770,250	14,027	27,358	108,352
Total revenues	<u>117,418,631</u>	<u>8,425,674</u>	<u>4,984,134</u>	<u>15,638,658</u>
EXPENDITURES				
Current:				
General government	22,968,496	-	1,470,443	175,042
Public safety	18,965,249	-	412,032	155,730
Physical environment	1,756,690	-	583,885	-
Transportation	-	-	784,959	-
Economic environment	1,254,528	-	893,924	-
Human services	9,880,310	7,929,206	-	-
Culture and recreation	397,010	-	1,047,611	-
Court cost	7,293,083	-	-	-
Debt service:				
Principal	-	-	-	-
Interest and fiscal charges	-	-	-	-
Excess fees distributed to State	-	-	-	-
Capital outlay	-	-	-	-
Total expenditures	<u>62,515,366</u>	<u>7,929,206</u>	<u>5,192,854</u>	<u>330,772</u>
Excess (deficiency) of revenues over (under) expenditures	<u>54,903,265</u>	<u>496,468</u>	<u>(208,720)</u>	<u>15,307,886</u>
OTHER FINANCING SOURCES (USES)				
Transfers in	7,285,861	-	240,989	1,039,970
Transfers out	(57,689,352)	-	(412,000)	(15,952,470)
Sale of capital assets	21,104	-	524	-
Total other financing sources and (uses)	<u>(50,382,387)</u>	<u>-</u>	<u>(170,487)</u>	<u>(14,912,500)</u>
Net change in fund balances	4,520,878	496,468	(379,207)	395,386
Fund balances - beginning	9,956,228	40,507,870	980,156	1,062,606
Fund balances - ending	<u>\$ 14,477,106</u>	<u>\$ 41,004,338</u>	<u>\$ 600,949</u>	<u>\$ 1,457,992</u>

The accompanying notes are an integral part of the financial statements.

MSTU FIRE PROTECTION	GAS TAX USES	SHERIFF	DEBT SERVICE	OTHER CAPITAL PROJECTS	TRANSPORTATION TRUST
\$ 11,111,954	\$ 3,689,475	\$ -	\$ 12,301,589	\$ 2,637,863	\$ -
2,954	-	-	-	-	-
36,667	65,724	-	13,536,593	386,806	-
1,108,871	1,603,228	-	-	826,401	161,052
-	-	-	-	-	-
38,335	285	-	188,330	484,681	244,103
-	-	-	-	1,698,528	-
-	-	-	-	448,070	-
81,397	73,907	-	-	20,022	5,617
<u>12,380,178</u>	<u>5,432,619</u>	<u>-</u>	<u>26,026,512</u>	<u>6,502,371</u>	<u>410,772</u>
120,780	585	-	71,656	-	-
12,041,071	-	62,162,613	-	-	-
-	119,300	-	-	-	-
-	8,973,696	-	-	-	-
-	-	-	-	-	-
-	-	-	-	-	-
-	-	2,687,045	-	-	-
-	-	-	15,094,000	-	-
-	-	-	4,484,057	-	-
-	-	-	-	-	-
-	-	-	-	10,931,817	4,471,884
<u>12,161,851</u>	<u>9,093,581</u>	<u>64,849,658</u>	<u>19,649,713</u>	<u>10,931,817</u>	<u>4,471,884</u>
<u>218,327</u>	<u>(3,660,962)</u>	<u>(64,849,658)</u>	<u>6,376,799</u>	<u>(4,429,446)</u>	<u>(4,061,112)</u>
721,904	3,006,401	65,497,752	2,363,456	2,114,541	-
(539,672)	-	(670,887)	(7,687,200)	(2,453,459)	-
-	1,392	22,793	-	-	-
<u>182,232</u>	<u>3,007,793</u>	<u>64,849,658</u>	<u>(5,323,744)</u>	<u>(338,918)</u>	<u>-</u>
400,559	(653,169)	-	1,053,055	(4,768,364)	(4,061,112)
1,185,990	3,291,672	183,228	9,412,247	39,855,805	16,966,134
<u>\$ 1,586,549</u>	<u>\$ 2,638,503</u>	<u>\$ 183,228</u>	<u>\$ 10,465,302</u>	<u>\$ 35,087,441</u>	<u>\$ 12,905,022</u>

ALACHUA COUNTY, FLORIDA
STATEMENT OF REVENUES, EXPENDITURES
AND CHANGES IN FUND BALANCES
GOVERNMENTAL FUNDS
FOR THE YEAR ENDED SEPTEMBER 30, 2010

	WILD SPACES & PUBLIC PLACES	OTHER GOVERNMENTAL FUNDS	TOTAL GOVERNMENTAL FUNDS
REVENUES			
Taxes	\$ -	\$ 2,367,444	\$ 156,995,704
Permits and fees	-	218,101	346,460
Intergovernmental	-	15,926,917	35,714,520
Charges for services	-	11,717,243	25,589,042
Fines and forfeitures	-	1,665,824	1,705,424
Investment income	157,672	273,657	2,947,729
Special assessments	-	5,682,907	7,381,435
Private donations	-	46,202	494,272
Miscellaneous	277,258	579,991	4,958,179
Total revenues	<u>434,930</u>	<u>38,478,286</u>	<u>236,132,765</u>
EXPENDITURES			
Current:			
General government	-	13,526,137	38,333,139
Public safety	-	4,818,780	98,555,475
Physical environment	-	5,839,835	8,299,710
Transportation	-	-	9,758,655
Economic environment	-	4,797,880	6,946,332
Human services	-	1,921,801	19,731,317
Culture and recreation	-	74,328	1,518,949
Court cost	-	7,320,098	17,300,226
Debt service:			
Principal	-	-	15,094,000
Interest and fiscal charges	-	-	4,484,057
Excess fees distributed to State	-	19,643	19,643
Capital outlay	6,604,374	147,325	22,155,400
Total expenditures	<u>6,604,374</u>	<u>38,465,827</u>	<u>242,196,903</u>
Excess (deficiency) of revenues over (under) expenditures	<u>(6,169,444)</u>	<u>12,459</u>	<u>(6,064,138)</u>
OTHER FINANCING SOURCES (USES)			
Transfers in	-	13,356,091	95,626,965
Transfers out	-	(10,354,682)	(95,759,722)
Sale of capital assets	-	-	45,813
Total other financing sources and (uses)	<u>-</u>	<u>3,001,409</u>	<u>(86,944)</u>
Net change in fund balances	(6,169,444)	3,013,868	(6,151,082)
Fund balances - beginning	14,283,963	19,007,627	156,693,526
Fund balances - ending	<u>\$ 8,114,519</u>	<u>\$ 22,021,495</u>	<u>\$ 150,542,444</u>

The accompanying notes are an integral part of the financial statements.

Alachua County
Reconciliation of the Statement of Revenues, Expenditures, and Changes in Fund
Balances of Governmental Funds to the Statement of Activities
For the Year Ended September 30, 2010

Net change in fund balances – total governmental funds (page 32) (\$6,151,082)

Amounts reported for governmental activities in the Statement of Activities are different because:

Governmental funds report capital outlay as expenditures. However, in the Statement of Activities, the cost of those assets is allocated over their estimated useful lives as depreciation expense. This is the amount by which capital outlay expenditures of \$23,840,154 exceeded depreciation (\$21,488,542) in the current period.

Total Capital Outlay Expenditures per Capital Asset Schedule	\$25,857,002	
Remove Internal Service Capital Outlay Expenditures	<u>(2,016,848)</u>	
Total Capital Outlay Expenditures Excluding Internal Service	<u>\$23,840,154</u>	
Total Depreciation per Capital Asset Schedule	(\$23,034,354)	
Remove Internal Service Depreciation	<u>1,545,812</u>	
Total Depreciation Excluding Internal Service	<u>(\$21,488,542)</u>	2,351,612

Donations/contributions of capital assets increase net assets in the Statement of Activities, but do not appear in the governmental funds because they are not financial resources. 3,301,599

Governmental funds report sale of capital assets as financial resources; the loss on disposal of capital assets are not reflected in the fund statement. (861,910)

Repayments of bond and note principal (\$15,094,000 less \$2,925 discount and \$60,105 deferred loss, plus premium of \$58,591) are expenditures in the governmental funds, but the repayment reduces long-term liabilities in the Statement of Net Assets. 15,089,561

Deferred charges are recorded and amortized in the government-wide statements but not in the fund statements. (132,142)

Some expenses reported in the Statement of Activities do not require the use of current financial resources and therefore are not reported as expenditures in the governmental funds. (89,473)

Internal service funds are used by management to charge the costs of insurance, computer replacement, fleet services, and telephone services to individual funds. \$819,264 of total net operating gain for internal service funds is reported with governmental activities. 819,264

Certain items reported in the Statement of Activities are not considered current financial resources and therefore are not reported as revenue in the governmental funds. 58,796

Prepaid items originally expensed in full, reclassified as an asset. 179,665

Changes in net assets of governmental activities (page 25) \$14,565,890

*See Note 2.B. for details

The accompanying notes are an integral part of the financial statements

ALACHUA COUNTY, FLORIDA
STATEMENT OF NET ASSETS
PROPRIETARY FUNDS
SEPTEMBER 30, 2010

	BUSINESS-TYPE ACTIVITIES - ENTERPRISE FUNDS			GOVERNMENTAL ACTIVITIES - INTERNAL SERVICE FUNDS
	400 SOLID WASTE SYSTEM	NONMAJOR PROPRIETARY FUND	TOTAL	
		410 CODES ENFORCEMENT		
ASSETS				
Current assets:				
Equity in pooled cash and investments	\$ 9,998,641	\$ 450,154	\$ 10,448,795	\$ 25,421,023
Other cash and equivalents	250	-	250	-
Accounts receivable	795,973	5,101	801,074	307,378
Due from other funds	1,417,207	-	1,417,207	2,696,845
Due from other governments	50,594	38	50,632	28,674
Inventories	-	-	-	194,645
Total current assets	<u>12,262,665</u>	<u>455,293</u>	<u>12,717,958</u>	<u>28,648,565</u>
Noncurrent assets:				
Restricted assets:				
Equity in pooled cash and investments	2,861,559	-	2,861,559	-
Investments	1,541,914	-	1,541,914	-
Interest receivable	12,918	-	12,918	-
Total restricted assets	<u>4,416,391</u>	<u>-</u>	<u>4,416,391</u>	<u>-</u>
Capital assets:				
Land	3,324,279	-	3,324,279	-
Buildings	2,787,576	-	2,787,576	-
Improvements other than buildings	13,372,706	-	13,372,706	1,224
Equipment	3,270,597	132,375	3,402,972	15,650,197
Less accumulated depreciation	<u>(12,662,868)</u>	<u>(122,598)</u>	<u>(12,785,466)</u>	<u>(9,231,084)</u>
Total capital assets (net of depreciation)	<u>10,092,290</u>	<u>9,777</u>	<u>10,102,067</u>	<u>6,420,337</u>
Total noncurrent assets	<u>14,508,681</u>	<u>9,777</u>	<u>14,518,458</u>	<u>6,420,337</u>
Total assets	<u>26,771,346</u>	<u>465,070</u>	<u>27,236,416</u>	<u>35,068,902</u>
LIABILITIES				
Current liabilities:				
Accounts payable and accrued liabilities	762,690	48,277	810,967	3,258,140
Unearned revenue	-	-	-	1,504,925
Due to other funds	189	151	340	-
Due to other governments	-	1,201	1,201	-
Deposits	97,807	-	97,807	-
Accrued compensated absences of one year or less	203,223	94,800	298,023	113,633
Accrued landfill post closure cost	472,420	-	472,420	-
Estimated liability for self insured losses	-	-	-	2,164,710
Total current liabilities	<u>1,536,329</u>	<u>144,429</u>	<u>1,680,758</u>	<u>7,041,408</u>
Noncurrent liabilities:				
Accrued compensated absences of more than one year	200,351	48,192	248,543	154,877
Estimated liability for self insured losses	-	-	-	5,438,087
Noncurrent liabilities payable from restricted assets:				
Accrued landfill post closure cost	<u>7,527,365</u>	<u>-</u>	<u>7,527,365</u>	<u>-</u>
Total noncurrent liabilities	<u>7,727,716</u>	<u>48,192</u>	<u>7,775,908</u>	<u>5,592,964</u>
Total liabilities	<u>9,264,045</u>	<u>192,621</u>	<u>9,456,666</u>	<u>12,634,372</u>
NET ASSETS				
Invested in capital assets	10,092,290	9,777	10,102,067	6,420,337
Restricted for annual landfill post closure cost	472,420	-	472,420	-
Unrestricted	<u>6,942,591</u>	<u>262,672</u>	<u>7,205,263</u>	<u>16,014,193</u>
Total net assets	<u>\$ 17,507,301</u>	<u>\$ 272,449</u>	<u>\$ 17,779,750</u>	<u>\$ 22,434,530</u>

The accompanying notes are an integral part of the financial statements.

ALACHUA COUNTY, FLORIDA
STATEMENT OF REVENUES, EXPENSES
AND CHANGES IN FUND NET ASSETS
PROPRIETARY FUNDS
FOR THE YEAR ENDED SEPTEMBER 30, 2010

	BUSINESS-TYPE ACTIVITIES - ENTERPRISE FUNDS			GOVERNMENTAL ACTIVITIES - INTERNAL SERVICE FUNDS
	400 SOLID WASTE SYSTEM	NONMAJOR PROPRIETARY FUND	TOTAL	
		410 CODES ENFORCEMENT		
Operating revenues:				
Charges for services	\$ 7,427,715	\$ 11,194	\$ 7,438,909	\$ 27,288,626
Fines and forfeitures	-	64,832	64,832	-
Permits, licenses and franchise fees	305,897	1,196,039	1,501,936	-
Special assessments and impact fees	4,845,258	-	4,845,258	-
Miscellaneous revenue	406,832	17,659	424,491	857,472
Total operating revenues	12,985,702	1,289,724	14,275,426	28,146,098
Operating expenses:				
Personal services	2,864,099	869,179	3,733,278	1,693,105
Depreciation	729,581	11,816	741,397	1,545,812
Indirect costs	557,406	81,145	638,551	592,641
Supplies and materials	496,995	22,969	519,964	2,410,416
Other services and charges	6,772,576	199,558	6,972,134	4,440,044
Claims and losses	-	-	-	17,105,322
Total operating expenses	11,420,657	1,184,667	12,605,324	27,787,340
Operating income	1,565,045	105,057	1,670,102	358,758
Nonoperating revenues:				
Net gain (loss) on disposal of capital assets	58,135	(855)	57,280	280,371
Investment Income	262,459	-	262,459	180,135
Total nonoperating revenues (expenses)	320,594	(855)	319,739	460,506
Income before transfers	1,885,639	104,202	1,989,841	819,264
Transfers:				
Transfers in	132,757	-	132,757	-
Total transfers	132,757	-	132,757	-
Change in net assets	2,018,396	104,202	2,122,598	819,264
Total net assets - beginning	15,488,905	168,247	15,657,152	21,615,266
Total net assets - ending	\$ 17,507,301	\$ 272,449	\$ 17,779,750	\$ 22,434,530

The accompanying notes are an integral part of the financial statements.

ALACHUA COUNTY, FLORIDA
STATEMENT OF CASH FLOWS
PROPRIETARY FUNDS
FOR THE YEAR ENDED SEPTEMBER 30, 2010

	BUSINESS-TYPE ACTIVITIES ENTERPRISE FUNDS		BUSINESS-TYPE ACTIVITIES	GOVERNMENTAL ACTIVITIES - INTERNAL SERVICE FUNDS
	400 SOLID WASTE SYSTEM	NONMAJOR PROPRIETARY FUND	ENTERPRISE FUNDS	
		410 CODES ENFORCEMENT	TOTAL	
CASH FLOWS FROM OPERATING ACTIVITIES				
Cash received for services	\$ 7,938,959	\$ 1,272,024	\$ 9,210,983	\$ 27,830,252
Cash received from special assessments & franchise fees	4,845,258	-	4,845,258	-
Miscellaneous cash receipts	406,832	17,659	424,491	857,472
Cash paid to outside parties	(8,481,351)	(305,644)	(8,786,995)	(22,631,108)
Cash paid to employees	(2,855,467)	(919,465)	(3,774,932)	(1,680,012)
Net cash provided (used) by operating activities	<u>1,854,231</u>	<u>64,574</u>	<u>1,918,805</u>	<u>4,376,604</u>
CASH FLOWS FROM NONCAPITAL FINANCING ACTIVITIES				
Due from other funds	(7,792)	-	(7,792)	(1,965,464)
Due from other governments	(42,487)	110	(42,377)	(18,836)
Transfers in (out)	132,757	-	132,757	-
Net cash provided (used) by noncapital financing activities	<u>82,478</u>	<u>110</u>	<u>82,588</u>	<u>(1,984,300)</u>
CASH FLOWS FROM CAPITAL & RELATED FINANCING ACTIVITIES				
Payments for capital assets	(421,340)	-	(421,340)	(2,016,850)
Proceeds from sale of capital assets	67,000	-	67,000	299,804
Net cash (used) by capital & related financing activities	<u>(354,340)</u>	<u>-</u>	<u>(354,340)</u>	<u>(1,717,046)</u>
CASH FLOWS FROM INVESTING ACTIVITIES				
Interest received	262,459	-	262,459	180,135
(Purchase) of investment	(42,094)	-	(42,094)	-
Net cash provided (used) by investing activities	<u>220,365</u>	<u>-</u>	<u>220,365</u>	<u>180,135</u>
Net increase (decrease) in cash and cash equivalents	1,802,734	64,684	1,867,418	855,393
Cash and cash equivalents, October 1, 2009	<u>11,057,716</u>	<u>385,470</u>	<u>11,443,186</u>	<u>24,565,630</u>
Cash and cash equivalents, September 30, 2010	<u>\$ 12,860,450</u>	<u>\$ 450,154</u>	<u>\$ 13,310,604</u>	<u>\$ 25,421,023</u>
Cash and cash equivalents classified as:				
Equity in pooled cash and investments	\$ 9,998,641	\$ 450,154	\$ 10,448,795	\$ 25,421,023
Other cash and equivalents	250	-	250	-
Restricted equity in pooled cash and investments	2,861,559	-	2,861,559	-
Total	<u>\$ 12,860,450</u>	<u>\$ 450,154</u>	<u>\$ 13,310,604</u>	<u>\$ 25,421,023</u>
Reconciliation of operating income to net cash provided (used) by operating activities:				
Operating income (loss)	\$ 1,565,045	\$ 105,057	\$ 1,670,102	\$ 358,758
Adjustments to reconcile operating income to net cash provided (used) by operating activities:				
Depreciation expense	729,581	11,816	741,397	1,545,812
(Decrease) in estimated landfill post closure cost	(716,115)	-	(716,115)	-
(Decrease) in estimated liability for self insured losses	-	-	-	423,873
(Increase) decrease in accounts receivable	205,267	(41)	205,226	(54,320)
Increase in user deposits	80	-	80	-
Increase in accrued compensated absences	8,632	(50,286)	(41,654)	13,093
Increase in unearned revenue	-	-	-	724,096
Decrease in inventories	-	-	-	1,398
Increase (decrease) in accounts payable	61,741	(1,972)	59,769	1,363,894
Total adjustments	<u>289,186</u>	<u>(40,483)</u>	<u>248,703</u>	<u>4,017,846</u>
Net cash provided (used) by operating activities	<u>\$ 1,854,231</u>	<u>\$ 64,574</u>	<u>\$ 1,918,805</u>	<u>\$ 4,376,604</u>

The accompanying notes are an integral part of the financial statements.

ALACHUA COUNTY, FLORIDA
STATEMENT OF FIDUCIARY NET ASSETS
FIDUCIARY FUNDS
SEPTEMBER 30, 2010

	AGENCY FUNDS	OTHER POST- EMPLOYMENT BENEFITS TRUST FUND
ASSETS		
Equity in pooled cash and investments	\$ 173,782	\$ -
Other cash and equivalents	7,436,479	-
Investments		-
SBA Fund B	180,327	-
FMPTF Bond fund	-	794,310
Due from individuals	18,906	-
Due from other governments	37,721	-
Total assets	7,847,215	794,310
LIABILITIES		
Assets held for others	1,990,161	-
Due to other governments	1,061,445	-
Deposits held in escrow	187,079	-
Deposits - installment taxes	4,608,530	-
Total liabilities	7,847,215	-
NET ASSETS		
Net Assets Held in Trust for OPEB	-	794,310
TOTAL NET ASSETS	\$ -	\$ 794,310

The accompanying notes are an integral part of the financial statements.

ALACHUA COUNTY, FLORIDA
STATEMENT OF CHANGES IN FIDUCIARY NET ASSETS
OTHER POSTEMPLOYMENT BENEFITS TRUST FUND
FOR THE YEAR ENDED SEPTEMBER 30, 2010

	<u>OPEB TRUST FUND</u>
Additions	
Contributions:	
Employer	\$ 158,058
Members	-
Total contributions	<u>158,058</u>
Investment earnings:	
Net appreciation in fair value of investments	35,995
Interest and dividends	-
Total investment income	<u>35,995</u>
Less investment expense	<u>-</u>
Net investment income	<u>35,995</u>
Total additions	<u>194,053</u>
Deductions	
Benefit payments	-
Refunds of nonvested contributions	-
Administrative expenses	-
Total deductions	<u>-</u>
Net increase	194,053
Net assets held in trust for other postemployment benefits - beginning	<u>600,257</u>
Net assets held in trust for other postemployment benefits - ending	<u><u>\$ 794,310</u></u>

The accompanying notes are an integral part of the financial statements.

ALACHUA COUNTY, FLORIDA
NOTES TO FINANCIAL STATEMENTS
SEPTEMBER 30, 2010

NOTES – INDEX

1. SUMMARY OF SIGNIFICANT ACCOUNTING POLICIES	41
A. Reporting Entity	41
1. John A. H. Murphree Law Library	41
2. Alachua County Housing Finance Authority	41
B. Government-wide and Fund Financial Statements	42
1. Government-wide Financial Statements	42
2. Fund Financial Statements	43
C. Measurement Focus, Basis of Accounting, and Financial Statement Presentation	45
1. Government-wide Financial Statements	45
2. Governmental Fund Financial Statements	45
3. Proprietary Fund Financial Statements	46
4. Fiduciary Fund Financial Statements	46
D. Assets, Liabilities and Net Assets	46
1. Cash and Equivalents	46
2. Investments	46
3. Receivables and Payables	47
4. Inventories and Prepaid Items	47
5. Restricted Assets	47
6. Capital Assets	47
7. Capitalization of Interest	48
8. Landfill Closure Costs	48
9. Deferred Revenue and Unearned Revenue	48
10. Accrued Compensated Absences	48
11. Obligation for Bond Arbitrage Rebate	49
12. Unamortized Bond Costs and Bond Discounts/Premiums	49
13. Encumbrances	49
14. Reserves/Designations of Fund Balances and Net Assets	49
2. RECONCILIATION OF GOVERNMENT-WIDE AND FUND FINANCIAL STATEMENTS	50
A. Explanation of Differences Between the Governmental Fund Balance Sheet and the Government-wide Statement of Net Assets	50
B. Explanation of Differences Between Governmental Fund Operating Statements and the Statement of Activities	54
3. STEWARDSHIP, COMPLIANCE, AND ACCOUNTABILITY	58
4. CASH AND INVESTMENTS	59
A. Cash Deposits	60
B. Investments	60
C. Restricted Cash and Investments	65
5. PROPERTY TAX	65
A. Real Property Taxes	65
B. The Property Tax Calendar	65
C. Real Property Delinquent Tax Process	66
D. Other Information Regarding Sale of Tax Certificates	66
E. Tangible Personal Property Delinquent Tax Process	66
F. Property Tax Payment and Distribution	66

ALACHUA COUNTY, FLORIDA
NOTES TO FINANCIAL STATEMENTS
SEPTEMBER 30, 2010

6. CAPITAL ASSETS	67
A. Capital Asset Activity.....	67
B. Depreciation Expense	68
7. INTERFUND RECEIVABLES, PAYABLES AND TRANSFERS	69
A. Interfund Balances.....	69
B. Interfund Transfers	70
8. LONG-TERM OBLIGATIONS	71
A. Long-term Obligations (Excluding Accrued Compensated Absences) at September 30, 2010	71
B. Debt Service Requirements to Maturity	72
C. Changes in Long-term Obligations.....	73
D. Summary of Revenue Bonds Payable	74
E. Line of Credit.....	74
F. Demand Bonds	74
G. Conduit Debt Obligations.....	75
H. Landfill Post Closure Care Obligation	75
9. EMPLOYEE BENEFITS.....	75
A. Pension Plan	75
B. Other Post-Employment Benefits Plan	76
C. Accrued Compensated Absences.....	79
D. Deferred Compensation Plan.....	79
E. Component Units Employment.....	79
10. RISK MANAGEMENT AND CONVENTIONALLY INSURED CLAIMS & LOSSES	80
A. Risk Management Claims and Losses	80
B. Conventionally Insured Claims and Losses.....	80
C. Employee Group Health Insurance.....	81
D. Sheriff's Risk Management	81
11. INDIRECT COSTS	82
12. OTHER REQUIRED INDIVIDUAL FUND AND COMPLIANCE DISCLOSURES	83
A. Excess of Expenditures Over Appropriations	83
B. Excess of Expenditures Over Revenue in the Budget Column.....	83
C. Deficit Fund Balance	83
D. Change in Accounting Principle.....	83
13. COMMITMENTS AND CONTINGENCIES	83
A. Commitments	83
B. Contingencies	86
14. RELATED PARTY TRANSACTIONS	86
15. SUBSEQUENT EVENTS	86
16. FUTURE ACCOUNTING PRONOUNCEMENT	86

ALACHUA COUNTY, FLORIDA
NOTES TO FINANCIAL STATEMENTS
SEPTEMBER 30, 2010

NOTE 1 – SUMMARY OF SIGNIFICANT ACCOUNTING POLICIES

A. Reporting Entity

Alachua County is a political subdivision of the State of Florida and is governed by a five-member elected Board of County Commissioners (“Board”) that derives its authority from the County Charter and Florida Statutes and regulations. In addition to the members of the Board, there are five elected Constitutional Officers: the Sheriff, Supervisor of Elections, Property Appraiser, Clerk of the Circuit Court, and Tax Collector. The Constitutional Officers, except for the Supervisor of Elections, maintain separate accounting records and budgets.

The Board funds the operations of both the Sheriff and the Supervisor of Elections. The Board of County Commissioners, the Library District, the St. Johns River Water Management District and the Suwannee River Water Management District fund the operations of the Property Appraiser. The Clerk’s duties as Clerk to the Board and Clerk of the County Court are funded from fees and charges authorized under Chapter 2009-61 and 2009-204 Laws of Florida and the Board of County Commissioners. The Tax Collector’s operations are funded by fees collected by the Officer.

The accompanying financial statements present the County (primary government), and the Component Units for which the County is considered to be financially accountable.

Discretely Presented Component Units

The government-wide financial statements include the financial data of the County’s Component Units. They are included because if excluded the County’s financial statements would be misleading. Two Component Units are discretely presented in the government-wide financial statements to emphasize their legal separation from the County. The following Component Units are included in the statements:

1. John A. H. Murphree Law Library

The John A. H. Murphree Law Library, established by Special Act (57-1118) during the 1957 Florida Legislative session, is a discretely presented component unit that benefits the Courts, County Officials, and the public at large. The Board of Trustees for the Law Library consists of one County Commissioner and several other local law community individuals. The Board of Trustees has full power and authority to establish, operate and maintain the Law Library. The Board of County Commissioners is authorized to appropriate other available funds for the use of the Law Library. Financial information for the Law Library is presented in this comprehensive annual financial report as one of the two Component Units. There are no separately issued financial statements.

2. Alachua County Housing Finance Authority

The Alachua County Housing Finance Authority (Chapter 159.601, Florida Statutes) is a discretely presented component unit that provides financing for low-income housing. The Authority is required to obtain Board approval for all its fiscal activities. The Authority is governed by a separate board and does not provide services exclusively to the County. Financial information for the Authority is presented in this comprehensive annual financial report as one of the two Component Units. There are no separately issued financial statements.

The fiscal year end for both discretely presented component units is September 30.

ALACHUA COUNTY, FLORIDA
NOTES TO FINANCIAL STATEMENTS
SEPTEMBER 30, 2010

Related Organizations

The Alachua County Library District (Chapter 98-502 as amended by 03-375, Laws of Florida) provides library system services and facilities for all citizens of Alachua County, Florida. The Alachua County Health Facilities Authority (Chapter 154.201, Florida Statutes) assists in financing health care facilities. The Alachua County Housing Authority (Section 421.27, Florida Statutes) assists in providing safe and sanitary dwelling accommodations to persons of low income. Alachua County is not able to impose its will on these organizations, and there is no financial benefit/burden relationship between these organizations and the County. Therefore, these organizations are not component units and are not included in the accompanying financial statements.

As of September 30, 2010, Alachua County had not participated in any joint ventures with any other governmental entities.

B. Government-wide and Fund Financial Statements

The basic financial statements of the County are composed of the following:

- Government-wide financial statements
- Fund financial statements
- Notes to the financial statements

1. Government-wide Financial Statements

Government-wide financial statements (the Statement of Net Assets and the Statement of Activities) provide financial information on County government as a whole, except for fiduciary activities.

These statements include separate columns for the government and business-type activities of the primary government and its component units. The effect of interfund activity has been eliminated from these statements. *Governmental activities*, which normally are supported by taxes and intergovernmental revenues, are reported separately from *business-type activities*, which rely to a significant extent on fees and charges for support. Likewise, the *primary government* is reported separately from certain legally separate *component units* for which the primary government is financially accountable.

The Statement of Activities shows the degree to which the direct expenses of a given function or segment are offset by program revenues. *Direct expenses* are those that are clearly related to a specific function or segment. *Program revenues* include a) charges to customers or applicants who purchase, use, or directly benefit from goods, services, or privileges provided by a given function or segment, and b) grants and contributions that are restricted to meeting specific requirements of a particular function or segment. Taxes and other items not properly included among program revenues are reported as *general revenues*.

Separate financial statements are provided for governmental funds, proprietary funds, and fiduciary funds, even though the latter are excluded from the government-wide financial statements. Major individual governmental funds and major enterprise funds are reported as separate columns in the fund financial statements.

ALACHUA COUNTY, FLORIDA
NOTES TO FINANCIAL STATEMENTS
SEPTEMBER 30, 2010

2. Fund Financial Statements

The accounts of the County are organized on the basis of funds, each of which is considered a separate accounting entity. The operations of each fund are accounted for with a separate set of self-balancing accounts that comprise its assets, liabilities, fund equity, revenue, and expenditures or expenses, as appropriate. Government resources are allocated to, and accounted for, in individual funds based upon the purposes for which they are to be spent and the means by which spending activities are controlled.

Fund financial statements for the County's governmental, proprietary, and fiduciary funds are presented after the government-wide financial statements. These statements show information about major funds individually and nonmajor funds in the aggregate for governmental and enterprise funds. The fiduciary statement includes financial information for the agency funds. The agency funds of the County primarily represent assets held by the County in a custodial capacity for other individuals or governments.

The Governmental Accounting Standards Board Statement (GASB) 34 sets forth minimum criteria (percentage of the assets, liabilities, revenues or expenditures/expenses of either fund category or the governmental and enterprise combined) for the determination of major funds. The nonmajor funds are combined in a column in the fund financial statements and detailed in the supplemental information section.

Governmental Major Funds

General Fund - The General Fund is the general operating fund of the County. It is used to account for all financial resources not accounted for in another fund.

The Community Health Offering Innovative Care and Educational Services Program (CHOICES) – Pursuant to the August 2004 sales tax referendum, the County will receive a .25% sales tax from January 2005 through December 2011. This discretionary sales surtax will provide a broad range of health care services to the adult working uninsured Alachua County residents. The Board of County Commissioners has changed the initial requirements of the funds, which allows more residents to qualify.

Municipal Services Taxing Unit (MSTU) – This fund was established September 9, 1976 by Alachua County ordinances 76-85 and 86, and in accordance with Florida Statute 125.01(1)(q) to account for expanded Sheriff services, improved fire protection services, Animal Control services, Codes Enforcement activities and Solid Waste enforcement and administration. Funding is primarily provided from ad valorem taxes and revenues generated by various charges and fees for services provided by the departments. In fiscal year 2003 the MSTU fund was split in order to segregate law enforcement services and other services. The Sheriff's Law Enforcement services are accounted for in MSTU Law Enforcement, and other unincorporated services are accounted for in MSTU Unincorporated Services. In fiscal year 2007 the MSTU Unincorporated Services was split further to separate MSTU Fire Protection Services.

Gas Tax Uses – This fund was established by the Alachua County Board of County Commissioners Resolution 00-85 in accordance with Florida Statute 336.025 to account for fuel tax revenues which are collected from the Local Option Gas Tax, Seventh Cent County Gas Tax and intragovernmental services charges disbursed to Alachua County to be expended in activities related to its transportation system. These activities include road and bridge maintenance, the Transportation Improvement Program, support for bus services for the disadvantaged, and fulfillment of related debt service requirements.

ALACHUA COUNTY, FLORIDA
NOTES TO FINANCIAL STATEMENTS
SEPTEMBER 30, 2010

Sheriff – The Sheriff is an elected official of Alachua County and is responsible for the administration and operation of the Alachua County Sheriff's Office and the Sheriff's Department of the Jail.

Debt Service Fund – This fund accounts for the resources accumulated to make payments for principal and interest on long-term obligation debt of governmental funds.

Other Capital Projects Fund – The Other Capital Projects Fund is used to account for financial resources (a) that are restricted or legally limited to specific capital expenditures or (b) that the government has publicly expressed its intention to use for the acquisition or construction of major capital facilities and renovations (other than those financed by the proprietary fund types).

Transportation Trust Fund – This fund is used to account for improvements to county roads using money transferred from the Gas Tax Uses fund and from the Transportation Improvement Revenue Bonds, Series 2006 and 2008. The fund was established March 8, 2005 by resolution 05-20.

Wild Spaces & Public Places Fund – This capital project fund is the result of the Nov. 4, 2008 voted one-half cent sales surtax for a two year period, and Ordinance 08-17 adopted by the County on August 12, 2008. The monies from the surtax are used to purchase conservation lands and enhance parks and recreation facilities in the County and all the cities in the County.

Enterprise Major Fund

Solid Waste System – This fund accounts for revenues and expenses associated with refuse/garbage disposal, recyclable reclaiming, care of closed of landfills, and collection activities outside the mandated designated Alachua County collection area.

Enterprise Non-major Fund

Codes Enforcement – This fund was established on October 1, 1998 to account for revenues and expenses associated with licenses, permits, fines and fees for services of the Department of Growth Management, Office of Codes Enforcement.

Other Fund Types

Internal Service Funds – Internal service funds account for services provided primarily to other departments of the County on a cost-reimbursement basis including Computer Replacement, Self-insurance, Fleet Management, Telephone Service, Vehicle Replacement and Health Insurance funds.

Trust and Agency Funds – Trust and agency funds are used to account for the collection and disbursement of monies by the County on behalf of other governments and individuals; examples are cash bonds, traffic fines, support payments, other post-employment benefits trust and ad valorem taxes.

Non-current Governmental Assets/Liabilities

GASB Statement 34 requires non-current governmental assets, such as land and buildings, non-current governmental liabilities such as general obligation bonds, and revenue bonds and capital leases, to be reported in the governmental activities column in the government-wide Statement of Net Assets.

C. Measurement Focus, Basis of Accounting, and Financial Statement presentation

1. Government-wide Financial Statements

The government-wide financial statements, proprietary fund financial statements, and fiduciary fund financial statements, are reported using the economic resources measurement focus and the accrual basis of accounting. Under the accrual basis of accounting, revenues, expenses, gains, losses, assets, and liabilities resulting from exchange and exchange-like transactions are recognized when the exchange takes place. Revenues, expenses, gains, losses, assets, and liabilities resulting from nonexchange transactions are recognized in accordance with the requirements of GASB Statement 33 – Accounting and Financial Reporting for Nonexchange Transactions.

Program revenues include charges for services, special assessments, and payments made by parties outside of the reporting government’s citizenry if that money is restricted to a particular program. Program revenues are netted with program expenses in the statement of activities to present the net cost of each program.

Amounts paid to acquire capital assets are capitalized as assets in the government-wide financial statements, rather than reported as expenditures. Proceeds of long-term debt are recorded as liabilities in the government-wide financial statements, rather than as an other financing source. Amounts paid to reduce the County’s long-term indebtedness are reported as a reduction of related liability, rather than as expenditures.

The effect of interfund activity has been eliminated from the government-wide financial statements. The County chooses to eliminate indirect costs between governmental activities to avoid a doubling up effect.

2. Governmental Fund Financial Statements

Governmental fund financial statements are reported using the current financial resources measurement focus and the modified accrual basis of accounting. Revenues are recognized when they are both measurable and available. Revenues are considered to be available when they are collected within the current period or soon enough thereafter to pay liabilities of the current period. For this purpose, the County considers revenues to be available if they are collected within 30 days of the end of the current fiscal period. Expenditures generally are recorded when a liability is incurred, as under accrual accounting. Franchise fees, licenses, sales taxes, gas taxes, operating and capital grants, and interest associated with the current fiscal period are all considered to be susceptible to accrual and have been recognized as revenues of the current fiscal period. All other revenue items are considered to be measurable only when the County receives cash.

Under the current financial resources measurement focus, only current assets and current liabilities are generally included on the balance sheet. The reported fund balance is considered to be a measure of available spendable resources. Governmental funds operating statements present increases (revenues and other financing sources) and decreases (expenditures and other financing uses) in net current assets. Accordingly, they are said to present a summary of sources and uses of available spendable resources during a period.

Because of their spending measurement focus, expenditure recognition for governmental fund types exclude amounts represented by noncurrent liabilities. Since they do not affect net current assets, such long-term amounts are not recognized as governmental fund type expenditures or funds liabilities.

ALACHUA COUNTY, FLORIDA
NOTES TO FINANCIAL STATEMENTS
SEPTEMBER 30, 2010

Amounts expended to acquire capital assets are recorded as expenditures in the year that resources were expended, rather than as fund assets. The proceeds of long-term debt are recorded as an other financing source rather than as a fund liability. However, debt service expenditures, as well as expenditures related to compensated absences and claims and judgments, are recorded only when payment is due.

3. Proprietary Fund Financial Statements

The County's enterprise funds and internal service funds are proprietary funds. In the fund financial statements, proprietary funds are presented using the accrual basis of accounting and the economic resources measurement focus. Proprietary fund type operating statements present increases (revenues) and decreases (expenses) in total net assets. Proprietary fund operating revenues, such as charges for services, result from exchange transactions associated with the principal activity of the fund. Exchange transactions are those in which each party receives and gives up essentially equal values. Non-operating revenues, such as subsidies and investment earnings, result from non-exchange transactions or ancillary activities. Operating expenses include those costs associated with the principal activities of the funds; currently there are no non-operating expenses in the County's proprietary funds

Amounts paid to acquire capital assets are capitalized as assets in the fund financial statements, rather than reported as expenditures. Proceeds of long-term debt would be recorded as a liability in the fund financial statements, rather than as an other financing source. Amounts paid to reduce long-term indebtedness would be reported as a reduction of the related liabilities, rather than as an expense. Currently, the proprietary funds carry no debt.

The County applies all GASB pronouncements as well as all Financial Accounting Standards Board Statements (FASB) and Interpretations, Accounting Principles Board (APB) Opinions and Accounting Research Bulletins, issued on or before November 30, 1989, which do not conflict with or contradict GASB pronouncements. The County has elected not to follow private sector FASB statements and Interpretations, issued after November 30, 1989.

4. Fiduciary Fund Financial Statements

Fiduciary funds include trust funds and agency funds. All trust funds use the economic resources measurement focus and accrual basis of accounting. The County has one trust fund – the Other Post-employment Benefits (OPEB) fund. Agency funds are unlike all other types of funds and report only assets and liabilities. So, agency funds do not have a measurement focus, but do use an accrual basis of accounting to recognize receivables and payables.

D. Assets, Liabilities and Net Assets

1. Cash and Equivalents

Cash and equivalents are defined as short-term highly liquid investments that are both readily convertible to known amounts of cash and have an original maturity of three months or less. This includes cash in banks, repurchase agreements with financial institutions, petty cash, cash with claims administrators, balances in the State Board of Administration Investment Pool, money market funds, certificates of deposit and US Treasury securities.

2. Investments

Investments for the County are reported at fair value, in accordance with GASB Statement 31.

ALACHUA COUNTY, FLORIDA
NOTES TO FINANCIAL STATEMENTS
SEPTEMBER 30, 2010

3. Receivables and Payables

Activities between funds that are representative of lending/borrowing arrangements outstanding at the end of the fiscal year are referred to as Due To/From Other Funds. Any residual balances outstanding between the governmental activities and business-type activities are reported in the government-wide financial statements as Internal Balances.

Advances between funds, as reported in the fund financial statements, are offset by a fund balance reserve account in applicable governmental funds to indicate that they are not available for appropriation and are not expendable available financial resources.

4. Inventories and Prepaid Items

Inventories, consisting primarily of expendable items (materials and supplies), are determined by physical count at the County's fiscal year-end and valued at cost on the basis of the first-in first-out method of accounting. Inventory shown in the Governmental Funds consists of fuel, veterinary and medical supplies, vehicle parts and road materials. Inventory is recorded as an expenditure when consumed (consumption method) rather than when purchased.

Certain payments to vendors reflect costs applicable to future accounting periods and are recorded as prepaid items in both government-wide and fund financial statements.

5. Restricted Assets

Certain funds of the County are classified as restricted assets on the Statement of Net Assets because a restriction is either imposed by law through constitutional provisions or enabling legislation, or imposed externally by creditors, grantors, contributors, or laws or regulations of other governments. Therefore, applicable laws and regulations limit their use. It is the practice of the County to utilize restricted net assets before unrestricted net assets.

Certain Solid Waste System Enterprise Fund assets are required to be segregated from other current assets. These assets are legally restricted for specific purposes, such as landfill post closure care. A portion of net assets is restricted for current annual closure costs. See Note 1.D.8.

6. Capital Assets

Capital assets, which include property, plant, equipment, and infrastructure assets (e.g. roads, right of ways, bridges, sidewalks, traffic signals, storm water drainage and similar items), are reported in the applicable governmental or business-type activities columns in the government-wide financial statements. Alachua County defines capital assets to include items of a non-consumable nature with a value of at least \$1,000 and a life of more than one year. Software costing over \$20,000 with a life greater than one year is also capitalized.

Roads, bridges, traffic signals, and storm water basins constructed prior to October 1, 2000 are reported at estimated historical cost. Donated capital assets are recorded at estimated fair market value at the time of donation. The costs of normal maintenance and repairs that do not add to the value of the asset or materially extend its useful life are not capitalized. Major outlays for capital assets and improvements are capitalized as projects are constructed.

The Board holds legal title to the capital assets used in the operations of the Board of County Commissioners, Property Appraiser, Tax Collector, Clerk of the Circuit and County Courts, and Supervisor of Elections and is accountable for them under Florida law. Under Florida Law, the Sheriff is accountable for maintaining capital asset records for equipment used in her operations.

ALACHUA COUNTY, FLORIDA
NOTES TO FINANCIAL STATEMENTS
SEPTEMBER 30, 2010

The County's capital assets are depreciated using the straight-line method over the following estimated useful lives:

<u>ASSETS</u>	<u>YEARS</u>
Buildings/improvements	10 - 50
Equipment/Software	2 - 20
Infrastructure	10 - 50

7. Capitalization of Interest

GASB 37 requires capitalization of bond issue interest costs during the construction period for proprietary activities. These costs are netted against applicable interest earnings on construction fund investments. During the current period, the County did not have any capitalized interest.

8. Landfill Post Closure Care Costs

The County has adopted a policy based on U.S. Environmental Protection Agency rules and in accordance with Florida Law sets aside funds for the post closure care costs of the County's closed landfills.

The County has no landfills that are currently accepting waste. Within the Solid Waste System Enterprise Fund, deposits are made to the fund's other cash and equivalents account for the purpose of complying with the escrow requirements of Rule 17-701.630, Florida Administrative Code. This rule requires the County to annually deposit funds in an interest-bearing escrow account for the purpose of funding the estimated landfill post closure cost. This amount is represented as Restricted Assets on the Statement of Net Assets. Per the above rule, an audited report is filed each year with the Florida Department of Environmental Protection.

The liability on the face of the statements is equal to the total estimated cost of post closure care. The estimates are reviewed and adjusted each year for changes resulting from inflation, deflation, technology, or changes in applicable laws or regulations.

9. Deferred Revenue and Unearned Revenue

If assets have been received by the County for services to be rendered in future periods, asset balances have been offset by an unearned revenue liability account in the government-wide financial statements. Deferred revenue liabilities are reported in the governmental fund financial statements to offset receivables and deposits that do not meet the availability criterion under the modified accrual basis of accounting.

10. Accrued Compensated Absences

The County accrues accumulated unpaid vacation and sick leave when earned by employees. The amount estimated to be used in the following fiscal year is the current amount. The amount estimated to be used in subsequent fiscal years is the non-current amount. The current and non-current amounts for government funds are maintained separately and represent a reconciling item between the fund and the government-wide presentations.

ALACHUA COUNTY, FLORIDA
NOTES TO FINANCIAL STATEMENTS
SEPTEMBER 30, 2010

11. Obligation for Bond Arbitrage Rebate

Pursuant to Section 148(f) of the U. S. Internal Revenue Code, the County must rebate to the United States Government the excess of interest earned from the investment of certain debt proceeds and pledged revenues over the yield rate of the applicable debt. The County uses the revenue reduction approach in accounting for rebatable arbitrage, which treats excess earnings as a reduction of revenue.

12. Unamortized Bond Costs and Bond Discounts/Premiums

In the government-wide statements bond issuance costs and legal fees associated with the issuance of governmental fund bonds are amortized over the life of the bonds using the straight-line method of accounting and are reported as deferred charges. Bond discounts and premiums associated with the issuance of governmental bonds are amortized according to the straight-line method. For financial reporting, unamortized bond discounts and premiums are netted against the applicable long-term debt.

In the fund financial statements, governmental fund types recognize bond premiums and discounts, as well as bond issuance costs, during the current period. The face amount of debt issued is reported as other financing sources. Premiums received on debt issuances are reported as other financing sources while discounts on debt issuances are reported as other financing uses. Issuance costs, whether or not withheld from the actual debt proceeds received, are reported as debt service expenditures.

13. Encumbrances

Encumbrance accounting, under which purchase orders, contracts and other commitments for expenditure of monies are recorded in order to reserve that amount of the applicable appropriation, is employed in the governmental funds. Encumbrances are not the equivalent of expenditures; encumbrances are reported as reservations of fund balances at year-end and reappropriated the following year.

14. Reserves/Designations of Fund Balances and Net Assets

In the fund financial statements, reserves and designations of fund balance represent portions of fund balances that cannot be appropriated for expenditures or which have been legally segregated for specific future uses. A portion of Capital Projects fund balance, including the Alachua County Forever Legacy Lands fund balances, and Debt Service fund balance is reserved because of bond covenants or other capital grant requirements.

Net assets of the Self Insurance Fund and the Health Insurance Fund are reserved for anticipated future catastrophic losses pursuant to County ordinance and Governmental Accounting Standards Board Statement No.10.

ALACHUA COUNTY, FLORIDA
NOTES TO FINANCIAL STATEMENTS
SEPTEMBER 30, 2010

NOTE 2 – RECONCILIATION OF GOVERNMENT-WIDE AND FUND FINANCIAL STATEMENTS

A. Explanation of Differences Between the Governmental Fund Balance Sheet and the Government-wide Statement of Net Assets

Total fund balances of the County’s governmental funds of \$150,542,444 differ from net assets of governmental activities of \$560,313,967 reported in the Statement of Net Assets. This difference results from the long-term economic focus of the Statement of Net Assets versus the current financial resources focus of the governmental fund balance sheet.

Capital Related Items

When capital assets (property, plant, equipment) that are to be used in governmental activities are purchased or constructed, the cost of those assets is reported as an expenditure in governmental funds. However, the Statement of Net Assets includes those capital assets among the assets of the County as a whole.

Cost of capital assets	\$ 920,712,313
Accumulated depreciation	<u>(411,967,264)</u>
Total capital assets	<u><u>\$ 508,745,049</u></u>

Deferred Charges and Long-term Debt Transactions

Deferred Charges of \$1,410,436 represent bond issue costs and legal fees associated with the issuance of bonds. These charges are amortized over the life of the bonds.

2003 Alachua County Forever General Obligation Bonds	\$ 13,917
2006 Alachua County Gas Tax Revenue Bonds	233,855
2007(A)(B) Public Improvement Revenue Refunding Bond	766,328
2008 Alachua County Gas Tax Revenue Bonds	356,891
Note Payable Capital Improvement-Jail Energy Conservation	30,625
Note Payable Wild Spaces & Public Places Series 2009	8,820
Total deferred charges	<u><u>\$1,410,436</u></u>

Long-term liabilities applicable to the County’s governmental activities are not due and payable in the current period and accordingly are not reported as fund liabilities. All liabilities (both current and long-term) are reported in the Statement of Net Assets. Balances at September 30, 2010 were:

Bonds payable – 2003 Alachua County Forever General Obligation Bonds	\$ 1,515,000
Plus: Premium	6,000
Bond payable – 2006 Alachua County Gas Tax Revenue Bonds	12,090,000
Less: Discount	(31,933)
Bond payable– 2007(A)(B) Public Improvement Rev Refunding Bond	55,055,000
Plus: Premium	652,164
Less: Deferred Loss on Refunding Public Improvement Revenue Bond (B)	(1,136,992)
Bond payable- 2008 Alachua County Gas Tax Revenue Bonds	16,190,000
Plus: Premium	170,472
Pooled Commercial Paper Program	14,400,000
Note Payable Capital Improvement-Jail Energy Conservation	7,050,000
Note Payable Wild Spaces & Public Places Series 2009	7,560,000
Compensated absences	<u>13,000,953</u>
Total long-term liabilities	<u><u>\$126,520,664</u></u>

ALACHUA COUNTY, FLORIDA
NOTES TO FINANCIAL STATEMENTS
SEPTEMBER 30, 2010

Accrued Interest

Accrued liabilities in the Statement of Net Assets differ from the amount reported in governmental funds due to accrued interest on bonds and capital leases outstanding.

Interest Payable – 2003 Alachua County Forever General Obligation Bonds	\$ 17,675
Interest Payable – 2006 Alachua County Gas Tax Revenue Bonds	160,303
Interest Payable – 2007(A)(B) Public Improvement Revenue Refunding Bond	778,323
Interest Payable – 2008 Alachua County Gas Tax Revenue Bonds	218,698
Interest Payable - Capital Improvement – Jail Energy Conservation	<u>98,251</u>
Total accrued interest	<u>\$1,273,250</u>

Unearned and Deferred Revenues

Unearned revenues in the Statement of Net Assets differ from the amount reported in governmental funds due to taxes receivables. Governmental fund financial statements report deferred revenues or revenues which are measurable but not available as deferred revenues. However, deferred revenues in governmental funds are subject to full accrual on government-wide financial statements.

Deferred revenues	<u>\$3,853,916</u>
-------------------	--------------------

Internal Service Funds

Management uses internal service funds to charge the costs of fleet management, computer replacement, vehicle replacement, telephone service, group health insurance and self-insurance activities to individual funds. The assets and liabilities of the internal service funds are included in governmental activities in the Statement of Net Assets because they primarily serve governmental activities of the County.

Internal service funds	<u>\$ 22,434,530</u>
------------------------	----------------------

Elimination of Interfund Receivables/Payables

Interfund receivables and payables between governmental funds must be eliminated from the Statement of Net Assets.

Interfund receivables/payables	<u>\$14,460,394</u>
--------------------------------	---------------------

Prepaid Items

Payments to vendors reflecting costs applicable to future accounting periods were not recorded as prepaid items in the fund financial statements and should be recorded as such in the government-wide statements.

Prepaid items	<u>\$1,121,506</u>
---------------	--------------------

ALACHUA COUNTY, FLORIDA
NOTES TO THE FINANCIAL STATEMENTS
SEPTEMBER 30, 2010

A. Explanation of Differences Between the Governmental Fund Balance Sheet and the Government-wide Statement of Net Assets - Continued

ASSETS	Total Governmental Funds	Capital Related Items	Long-term Debt Transactions
Equity in pooled cash & investments	\$ 138,951,935	\$ -	\$ -
Cash with fiscal agent	620,712	-	-
Other cash and equivalents	9,831,845	-	-
Sinking fund cash & cash reserves	5,132,859	-	-
Investments	820,707	-	-
Receivables (net)	5,630,712	-	-
Due from other funds	10,346,682	-	-
Due from other governments	12,043,468	-	-
Inventories	1,519,965	-	-
Prepaid items	448,940	-	-
Deferred charges	-	-	1,410,436
Capital assets - net	-	508,745,049	-
Total assets	<u>\$ 185,347,825</u>	<u>\$ 508,745,049</u>	<u>\$ 1,410,436</u>
 LIABILITIES & FUND BALANCES			
Liabilities:			
Accounts payable	\$ 11,737,027	\$ -	\$ -
Contracts payable	291,068	-	-
Accrued interest payable	-	-	-
Estimated liability for self insurance loss	-	-	-
Due to other funds	14,460,394	-	-
Due to other governments	2,781,656	-	-
Deposits	26,137	-	-
Unearned revenue	5,509,099	-	-
Accrued compensated absences	-	-	13,000,953
Bonds and notes payable (net)	-	-	113,519,711
Total liabilities	34,805,381	-	126,520,664
Fund balances/net assets	150,542,444	508,745,049	(125,110,228)
Total liabilities and fund balances/net assets	<u>\$ 185,347,825</u>	<u>\$ 508,745,049</u>	<u>\$ 1,410,436</u>

Interest Payable	Unearned Revenues	Internal Service Funds	Reclassifications & Eliminations	Statement of Net Assets
\$ -	\$ -	\$ 25,421,023	\$ -	\$ 164,372,958
-	-	-	-	620,712
-	-	-	-	9,831,845
-	-	-	-	5,132,859
-	-	-	-	820,707
-	-	307,378	-	5,938,090
-	-	2,696,845	(14,460,394)	(1,416,867)
-	-	28,674	-	12,072,142
-	-	194,645	-	1,714,610
-	-	-	1,121,506	1,570,446
-	-	-	-	1,410,436
-	-	6,420,337	-	515,165,386
<u>\$ -</u>	<u>\$ -</u>	<u>\$ 35,068,902</u>	<u>\$ (13,338,888)</u>	<u>\$ 717,233,324</u>
\$ -	\$ -	\$ 3,258,140	\$ -	\$ 14,995,167
-	-	-	-	291,068
1,273,250	-	-	-	1,273,250
-	-	7,602,797	-	7,602,797
-	-	-	(14,460,394)	0
-	-	-	-	2,781,656
-	-	-	-	26,137
-	(3,853,916)	1,504,925	-	3,160,108
-	-	268,510	-	13,269,463
-	-	-	-	113,519,711
<u>1,273,250</u>	<u>(3,853,916)</u>	<u>12,634,372</u>	<u>(14,460,394)</u>	<u>156,919,357</u>
(1,273,250)	3,853,916	22,434,530	1,121,506	560,313,967
<u>\$ -</u>	<u>\$ -</u>	<u>\$ 35,068,902</u>	<u>\$ (13,338,888)</u>	<u>\$ 717,233,324</u>

ALACHUA COUNTY, FLORIDA
NOTES TO FINANCIAL STATEMENTS
SEPTEMBER 30, 2010

B. Explanation of Differences Between Governmental Fund Operating Statements and the Statement of Activities

The net change in fund balances for governmental funds of a negative \$6,151,082 differs from the change in net assets for governmental activities of \$14,565,890 reported in the Statement of Activities. The difference arises primarily from the long-term economic focus of the Statement of Activities versus the current financial resources focus of the governmental funds operating statement. The effect of the differences is illustrated below.

Capital Related Items

When capital assets that are to be used in governmental activities are purchased or constructed, the resources expended for those assets are reported as expenditures in governmental funds. However, in the Statement of Activities, the cost of those assets is allocated over their estimated useful lives and reported as depreciation expense. As a result, fund balances decrease by the amount of the financial resources expended, whereas net assets decrease by the amount of depreciation expense charged for the year.

Capital outlay	\$ 23,840,154
Depreciation expense	<u>(21,488,542)</u>
Difference	<u>\$ 2,351,612</u>

In the Statement of Activities, only the gain on the disposal of capital assets is reported. However, in the governmental funds, the proceeds from a sale can increase or decrease financial resources. Thus, the change in net assets differs from the change in fund balance by the cost of capital assets disposed.

Disposal of capital assets:	
Loss	<u>\$ (861,910)</u>
Total change	<u>\$ (861,910)</u>

Donations of capital assets are not included as revenues in governmental funds. However, for government-wide reporting, these assets are recognized as revenue on the Statement of Activities.

Capital asset donations	<u>\$ 3,301,599</u>
-------------------------	---------------------

Deferred charges are recorded and amortized in the government-wide statements but not in the fund statements.

Deferred charges	<u>\$ 132,142</u>
------------------	-------------------

ALACHUA COUNTY, FLORIDA
NOTES TO FINANCIAL STATEMENTS
SEPTEMBER 30, 2010

Repayments of bond principal and capital lease principal are reported as expenditures in the governmental funds and thus have the effect of reducing fund balance because current financial resources have been used. However, the principal payments reduce the liabilities in the Statement of Net Assets and do not result in an expense in the Statement of Activities.

Bond principal payments made	\$ (15,094,000)
Deferred loss on refunding	60,105
Discounts amortized	2,925
Premium amortized	(58,591)
Total	<u>\$ (15,089,561)</u>

Some expenses reported in the Statement of Activities do not require the use of current financial resources and therefore are not reported as expenditures in governmental funds.

Net change in compensated absences	\$ (184,692)
Net accrued interest payable	95,219
Net adjustment	<u>\$ (89,473)</u>

Internal Service Funds Operating Gain

The assets and liabilities of the internal service funds are included in governmental activities in the Statement of Net Assets and the operating gain is entirely allocated to governmental activities in the Statement of Activities because they primarily serve governmental activities of the County. In fiscal year 2010, internal service funds incurred a total operating gain of \$819,264.

Internal service funds allocated program expenses	\$ (1,467,942)
Program revenues	1,826,700
Internal service funds non-operating revenues	460,506
Net change in assets	<u>\$ 819,264</u>

Accrued Tax Revenues

Some tax revenues are not recognized in the current period because the resources are not available and therefore these revenues are not reported in the fund.

Accrued tax revenues	<u>\$58,796</u>
----------------------	-----------------

Reclassification and Eliminations

Transfers in and transfers out in the amount of \$105,107,249 between governmental activities should be eliminated. Transfers to the component unit have been reclassified as expenditures to the County rather than transfers. Indirect costs charged between governmental funds have been eliminated as well as Public Works department intergovernmental activities. Prepaid items that were previously expensed have been reclassified as governmental assets. These revenues and expenditures must be eliminated to avoid double counting.

Net change in prepaid items	<u>\$ 179,665</u>
-----------------------------	-------------------

ALACHUA COUNTY, FLORIDA
NOTES TO THE FINANCIAL STATEMENTS
SEPTEMBER 30, 2010

B. Explanation of Differences Between Governmental Fund Operating Statements and the Statement of Activities - Continued

	Total Governmental Funds	Capital Outlay Transactions	Long-term Debt Transactions
REVENUES			
Taxes	\$ 156,995,704	\$ -	\$ -
Licenses and permits	346,460	-	-
Intergovernmental	35,714,519	-	-
Charges for services	25,589,042	-	-
Fines and forfeitures	1,705,424	-	-
Investment income	2,947,730	-	-
Special assessments and impact fees	7,381,435	-	-
Private donations	494,272	3,301,599	-
Miscellaneous	4,958,179	45,813	-
Total revenues	<u>236,132,765</u>	<u>3,347,412</u>	<u>-</u>
EXPENDITURES			
Administration	58,708,597	(63,536)	(13,644,852)
Community services	19,629,904	142,714	8,459
Corrections	28,311,808	(217,455)	(399,335)
Courts	21,322,159	730,550	-
Culture and recreation	4,610,629	(1,989,321)	20,989
Economic environment	2,375,198	18,665	-
Emergency services	31,435,979	3,308	1,315
Environmental services	9,472,066	(6,593,257)	25,491
Growth management	5,347,469	(916,613)	-
Law enforcement	32,207,324	330,076	-
Solid waste collection	4,954,520	20,830	-
Transportation	19,428,900	7,044,337	(969,486)
Interest on long-term debt	4,392,350	-	-
Total expenditures	<u>242,196,903</u>	<u>(1,489,702)</u>	<u>(14,957,419)</u>
Excess of revenues over (under) expenditures	<u>(6,064,138)</u>	<u>4,837,114</u>	<u>14,957,419</u>
OTHER FINANCING SOURCES (USES)			
Transfers in	95,626,965	-	-
Transfers out	(95,759,722)	-	-
Sale of capital assets	45,813	(45,813)	-
Total other financing sources (uses)	<u>(86,944)</u>	<u>(45,813)</u>	<u>-</u>
Net change in fund balances	(6,151,082)	4,791,301	14,957,419
Fund balances-beginning-as previously reported	156,693,526	500,204,608	(127,066,694)
Change in accounting principle	-	3,749,140	-
Fund balances-beginning-as restated	<u>156,693,526</u>	<u>503,953,748</u>	<u>(127,066,694)</u>
Fund balances at end of year	<u>\$ 150,542,444</u>	<u>\$ 508,745,049</u>	<u>\$ (112,109,275)</u>

Compensated Absences	Accrued Interest Expenses	Unearned Revenues	Internal Service Funds	Reclassifications and Eliminations	Statement of Activities
\$ -	\$ -	\$ (27,457)	\$ -	\$ -	\$ 156,968,247
-	-	-	-	-	346,460
-	-	61,779	-	-	35,776,298
-	-	24,474	1,249,599	(6,168,827)	20,694,288
-	-	-	-	-	1,705,424
-	-	-	180,135	-	3,127,865
-	-	-	-	-	7,381,435
-	-	-	-	-	3,795,871
-	-	-	857,472	(2,036,925)	3,824,539
-	-	58,796	2,287,206	(8,205,752)	233,620,427
(14,493)	-	-	2,339,866	(5,097,293)	42,228,289
(12,444)	-	-	(78,471)	(115,202)	19,574,960
27,720	-	-	79,627	-	27,802,365
31,114	-	-	177,950	(108,973)	22,152,800
9,726	-	-	(31,343)	(680)	2,620,000
5,053	-	-	2,141	(126,245)	2,274,812
(36,073)	-	-	(676,664)	(609,061)	30,118,804
5,542	-	-	(16,296)	(103,380)	2,790,166
59,119	-	-	(17,212)	(4,299)	4,468,464
85,680	-	-	216,473	(273,597)	32,565,956
711	-	-	34,882	(282,916)	4,728,027
23,037	-	-	(563,011)	(1,603,584)	23,360,193
-	(95,219)	-	-	(60,187)	4,236,944
184,692	(95,219)	-	1,467,942	(8,385,417)	218,921,780
(184,692)	95,219	58,796	819,264	179,665	14,698,647
-	-	-	-	(95,626,965)	-
-	-	-	-	95,626,965	(132,757)
-	-	-	-	-	-
-	-	-	-	-	(132,757)
(184,692)	95,219	58,796	819,264	179,665	14,565,890
(12,816,261)	(1,368,469)	3,795,120	21,615,266	941,841	541,998,937
-	-	-	-	-	3,749,140
(12,816,261)	(1,368,469)	3,795,120	21,615,266	941,841	545,748,077
<u>\$ (13,000,953)</u>	<u>\$ (1,273,250)</u>	<u>\$ 3,853,916</u>	<u>\$ 22,434,530</u>	<u>\$ 1,121,506</u>	<u>\$ 560,313,967</u>

ALACHUA COUNTY, FLORIDA
NOTES TO FINANCIAL STATEMENTS
SEPTEMBER 30, 2010

NOTE 3 - STEWARDSHIP, COMPLIANCE, AND ACCOUNTABILITY

The County uses the following procedures in establishing the budgetary data reflected in the financial statements.

- (1) The County adopts its budget in accordance with Chapters 129 and 200 of the Florida Statutes, the County Charter, and County Policy.
 - (a) The County and County Manager follow an internal hearing process to set the proposed tentative budget and millage.
 - (b) Public hearings are then held to adopt both a tentative budget and millage, and a final budget and millage, in accordance with Chapters 129 and 200, Florida Statutes.
- (2) Level of Control - Expenditures may not exceed appropriations and are controlled in the following manner:
 - (a) The budget is controlled according to Chapter 129, Florida Statutes, at the total fund level.
 - (b) The County has adopted more stringent policies that control expenditures on the major category (Personal Services, Operating, Capital Outlay, Debt Service, and Non-Operating) level within funds.
 - (c) The County, additionally, has adopted a Budget Amendment Policy that allows the County Manager to transfer budget amounts within departments and funds.
 - (d) The Board must authorize all budget changes between funds.
- (3) Budgets for the governmental and proprietary fund types are adopted on a basis consistent with generally accepted accounting principles.
- (4) Appropriations for the County lapse at the close of a fiscal year. Encumbered appropriations are re-appropriated in the ensuing year's budget.
- (5) Budget for the Clerk's Fine and Forfeiture special revenue fund is approved by the Florida Clerk of Courts Operations Corporation and the Board.
- (6) Formal budgetary integration is used as a management control device for all funds of the County.
- (7) The following is a comparison of the appropriations to total expenses for the proprietary funds for the fiscal year ended September 30, 2010:

		<u>Appropriations</u>	<u>Total Expenses</u>	<u>Variance with Final budget</u> <u>Positive/(Negative)</u>
Enterprise funds	Solid Waste System	\$ 16,037,652	\$ 11,420,657	\$ 4,616,995
	Codes Enforcement	1,579,031	1,184,667	394,364
Internal Service funds	Computer Replacement	582,766	626,618	(43,852)
	Self Insurance	3,852,004	3,184,501	667,503
	Fleet Management	4,280,442	3,727,043	553,399
	Telephone Service	1,212,423	918,318	294,105
	Vehicle Replacement	2,657,390	1,117,681	1,539,709
	Health Insurance	18,339,457	18,213,179	126,278

ALACHUA COUNTY, FLORIDA
NOTES TO FINANCIAL STATEMENTS
SEPTEMBER 30, 2010

NOTE 4 - CASH AND INVESTMENTS

The County, for accounting and investment purposes, maintains an internal investment pool that includes all the County's cash deposits and investments, except for those monies, which are legally restricted to separate administration or administered by other agencies. This gives the County the ability to invest large amounts of idle cash for short periods of time and maximize earning potential. Each fund's portion of the investment pool is displayed on the governmental funds balance sheet as "equity in pooled cash and investments."

Deposits and investments as of September 30, 2010 are classified in the accompanying financial statements as follows:

Statement of Net Assets

Primary Government

Equity in pooled cash and investments	\$ 174,821,753
Cash with fiscal agent	620,712
Other cash and investments	10,652,802
Sinking fund cash and equivalents	5,132,859
Restricted cash and investments:	
Equity in pooled cash & investments	2,861,559
Investments	1,541,914

Component Units

Equity in pooled cash and investments	459,571
---------------------------------------	---------

Statement of fiduciary net assets:

Equity in pooled cash and investments	173,782
Other cash and equivalents	7,436,479
Investments	974,637

Total cash and investments	\$ 204,676,068
----------------------------	----------------

Deposits and investments as of September 30, 2010 consist of the following:

Primary Government

Deposits with financial institutions	\$ 55,935,089
Investments	139,018,377

Component Units

Investments	459,571
-------------	---------

Fiduciary Assets

Deposits with financial institutions	8,288,394
Investments	974,637

Total cash and investments	\$ 204,676,068
----------------------------	----------------

ALACHUA COUNTY, FLORIDA
NOTES TO FINANCIAL STATEMENTS
SEPTEMBER 30, 2010

A. Cash Deposits

Deposits in banks and thrift institutions are collateralized as public funds through a state procedure provided for in Chapter 280, Florida Statutes. Financial institutions qualifying as public depositories are required to pledge eligible collateral having a market value equal to or greater than the average daily or monthly balance of all public deposits times the depository's collateral. The Public Deposit Security Trust Fund has a procedure to allocate and recover losses in the event of a default or insolvency. When public deposits are made in accordance with Chapter 280, F. S., no public depositor shall be liable for any loss thereof. All of the County's operating and Component Units cash deposits are placed with qualified financial institutions and are fully insured or collateralized.

B. Investments

The County has formally adopted investment policies for Operating Funds and Component Units as described below.

Operating Funds and Component Units Investment Policy

The County adopted the Operating Fund Investment Policy with Ordinance 95-8, which provides for the investment of surplus operating public funds in the following instruments, none of which shall be in the form of derivatives. The following types of investments are allowed by the policy:

- The State Board of Administration's Florida Local Government Investment Pool (Florida PRIME and SBA Fund B)
- Negotiable direct obligations, or obligations which are unconditionally guaranteed by the United States Government
- Interest-bearing time deposits or savings accounts in certain financial institutions provided that any such deposits are secured by collateral as may be prescribed by law
- Obligations of the Federal Farm Credit Banks, Federal Home Loan Mortgage Corporation, or Federal Home Loan Bank or its district banks, including Federal Home Loan Mortgage Corporation participation certificates, or obligations guaranteed by the Government National Mortgage Association.
- Securities of or other interests in, any registered open-end or closed-end management type investment company or investment trust provided the portfolio of such investment company or investment trust is limited to obligations of the United States Government or any agency or instrumentality thereof and to repurchase agreements fully collateralized by such United States Government obligations and provided such investment company or investment trust takes delivery of such collateral either directly or through an authorized custodian.

ALACHUA COUNTY, FLORIDA
NOTES TO FINANCIAL STATEMENTS
SEPTEMBER 30, 2010

Investment Holdings

As of September 30, 2010, the County had the following investments:

Investments	Duration (Years)	Fair Value
Primary Government		
Regions MMF	0.001	\$ 285,690
PFM Fund Government Series	0.13	22,555,020
Florida Trust Day to Day Fund	0.001	10,000,049
Florida PRIME (2a7-like)	0.14	21,871,762
SBA Fund B	7.49	3,186,302
Federal Agency Note (PFM)	2.01	32,074,132
Federal Agency Bond (PFM)	1.38	21,304,356
US Treasury Bond/Note (PFM)	0.95	25,793,986
Municipal Bonds (PFM)	2.84	1,947,080
Subtotal Primary Government		<u>139,018,377</u>
Component Unit		
Florida PRIME (2a7-like)	0.14	<u>459,571</u>
Fiduciary		
FMPTF Bond Fund	4.9	794,310
SBA Fund B	7.49	<u>180,327</u>
Total Fiduciary		<u>974,637</u>
Total Holdings		<u>\$ 140,452,585</u>

Brief Description of each Investment Type (Primary Government)

Fidelity Treasury (Only) Money Market Fund - An open-end pool that seeks as high a level of current income as is consistent with the security of principal and liquidity. The Fund seeks to preserve and maintain a stable net asset value of \$1.00 per share. The Fund maintains a weighted average maturity of 60 days or less. This Fund is held in the trust department at Regions Bank and is also used as a sweep account for individual security transactions bought and sold by PFM Asset Management.

PFM Funds-Government Series - The PFM Funds - Government Series (the "GS Fund") is a diversified, open-end pool registered under the Investment Company Act of 1940, as amended. The GS Fund's primary objective is to seek as high a rate of current income as is consistent with maintaining liquidity and stability of principal and to maintain a stable net asset value of \$1.00 per share. The GS Fund seeks to maintain a dollar weighted average portfolio maturity of 60 days or less and invests exclusively in obligations of the United States Government its agencies and instrumentalities, repurchase agreements secured by U.S. Government Obligations and money market mutual funds that invest exclusively in U.S. Government Obligations and such repurchase agreements.

State Board of Administration's Local Government Investment Pool (Florida Prime Fund and SBA Fund B - The State of Florida's Local Government Investment Pools are administered by the Florida State Board of Administration (SBA), which provides regulatory oversight. The powers and duties of the SBA are defined in Florida Statute 218.409. In addition, Chapter 19-7 of the Florida Administrative Code identifies the rules and regulations governing the administration of the State Pools. These rules provide guidance and establish the general operating procedures for the administration of the pools. The SBA provides regulatory oversight for the Florida PRIME Fund and the SBA Fund B. As a pool participant, the County owns a share of the respective pools, not the underlying securities.

ALACHUA COUNTY, FLORIDA
NOTES TO FINANCIAL STATEMENTS
SEPTEMBER 30, 2010

The Florida PRIME Fund is an external investment pool that has adopted operating procedures consistent with the Securities and Exchange Commission's investment requirements for a "2a7-like" fund and the fair value of the position in the pool is equal to the value of the pool shares.

SBA Fund B - In May 2008, the Governor of Florida signed Senate Bill 2422 into law, which legally created the Fund B Surplus Funds Trust Fund (formerly Fund B Pool). Pursuant to F.S. 218.421(1)(a), the purpose of the Fund B Surplus Funds Trust Fund is to maximize the payout of principal on invested surplus funds of units of local government formerly in Fund B Pool through a prudent work out of the trust fund with the ultimate goal of self-liquidating the trust fund through maturity and payout of the investments.

Additional information on the Florida PRIME Fund and SBA Fund B may be obtained from the State Board of Administration (www.sbafla.com).

Federal Agency & US Treasury Securities - The County contracts with PFM Asset Management LLC, Independent Investment Advisor, to manage a portion of the operating portfolio. PFM is authorized to invest in US Treasury and Federal Agency securities and notes on behalf of the County. At year end, PFM directly managed \$81,119,554 (fair market value) as noted in the table on page 64.

Florida Trust Day to Day Fund - This is a money market product created in January 2009 as part of the Florida Local Government Investment Trust developed through the joint efforts of the Florida Association of Court Clerks and Comptrollers and the Florida Association of Counties. The fund is AAAM rated by Standard and Poor's and is governed by the Florida Local Government Investment Trust board and advisory committee. The fund seeks to preserve and maintain a stable net asset value of \$1.00 per share and maintains a weighted average maturity of 50 days or less. Additional information on this fund may be obtained from the Florida Trust website at www.floridatrustonline.com.

Description of Component Unit Investment Holdings

The John A. H. Murphree Law Library and Alachua County Housing Finance Authority, the County's discretely presented component units, invest in the County's internal investment pool. Their investment balances at September 30, 2010 are \$83,577 and \$375,994 respectively. As participants in the investment pool the components units are subject to the same investment policy used for the County's operating funds.

Description of Fiduciary Asset Investment Holdings

The Other Post Benefit Plan (OPEB) invests with the Florida League of Cities Florida Municipal Investment Trust (FMPTF) 0-2 Year High Quality Bond Fund. This fund consists of short bond fixed income portfolio. The fair market value at September 30, 2010 is \$794,310. The Clerk of Court Registry fund investments are held in SBA Fund B as described above. The fair market value at September 30, 2010 is \$180,327.

Custodial Credit Risk - Deposits - Deposits are exposed to custodial credit risk if they are not covered by depository insurance and they are uncollateralized with securities held by the pledging financial institution's trust department or agent, but not in the County's name.

The County's operating investment policy requires that bank deposits be secured as provided by Chapter 280, Florida Statutes. This law requires local governments to deposit funds only in financial institutions designated as qualified public depositories by the Chief Financial Officer of the State of Florida, and

ALACHUA COUNTY, FLORIDA
NOTES TO FINANCIAL STATEMENTS
SEPTEMBER 30, 2010

creates the Public Deposits Trust Fund, a multiple financial institution pool with the ability to assess its member financial institutions for collateral shortfalls if a default or insolvency has occurred. At September 30, 2010, all County and Component Units bank deposits were in qualified public depositories and collateralized by the Bureau of Collateral Securities, Division of the Treasury, State Department of Insurance.

Custodial Credit Risk – Investments – Investment securities are exposed to custodial credit risk if they are uninsured and are not registered in the name of the government and are held by either the counterparty or by the counterparty’s trust department or agent but not in the government’s name.

The County’s operating investment policy requires execution of a third-party custodial safekeeping agreement for all purchased securities, and requires that securities be held in the County’s name. As of September 30, 2010, all of the County’s investments are held in Region Bank’s trust department in the County’s name.

GAAP requires investments be recorded as of the trade dates and any unsettled sales of investments be disclosed as a custodial risk. As of September 30, 2010, the County had \$4,372,793 in unsettled sales in the long term CORE 1-3 portfolio managed by PFM.

Credit Risk

Generally, credit risk is the risk that an issuer of an investment will not fulfill its obligation to the holder of the investment. This is measured by the assignment of a rating by a nationally recognized statistical rating organization. The County’s operating investment policies have a provision that the investment (excluding 2a7-like pools) be rated by a nationally recognized rating agency at the time of purchase in either of its two highest rating categories (within which there may be sub-categories or gradations indicating relative standing). This policy applies to the County’s operating investments and investments of the component units.

Presented below is the rating as of year-end for each major investment type and classification:

Investments	Rating	Fair Value
Primary Government		
Regions MMF	AAAm	\$ 285,690
PFM Fund Government Series	AAAm	22,555,020
Florida Trust Day to Day Fund	AAAm	10,000,049
Florida PRIME (2a7-like)	AAAm	21,871,762
SBA Fund B	Unrated	3,186,302
Federal Agency Discount Note (PFM)	A-1+	32,074,132
Federal Agency Bond Note (PFM)	AAA	21,304,356
US Treasury Bond/Note (PFM)	TSY	25,793,986
Municipal Bonds (PFM)	TSY	1,947,080
Total Primary Government		<u>139,018,377</u>
Component Unit		
Florida PRIME (2a7-like)	AAAm	459,571
Fiduciary		
FMPTF Bond Fund	AA	794,310
SBA Fund B	Unrated	180,327
Total Fiduciary		<u>974,637</u>
Total Holdings		<u>\$ 140,452,585</u>

ALACHUA COUNTY, FLORIDA
NOTES TO FINANCIAL STATEMENTS
SEPTEMBER 30, 2010

Interest Rate Risk - Investments Section 218.415(6), Florida Statutes, limits investment maturities to provide sufficient liquidity to pay obligations as they come due. The County has a formal investment policy for operating and component units' surplus funds that limits investment maturities to two years as a means of managing its exposure to fair value losses from increasing interest rates. Below is a detailed *debt* investment schedule organized by investment type, amount, and segmented time distribution:

Investment	Fair Value	0-3 Months	3 Months-	
			1 Year	> 1 Year
Federal Agency Bonds (PFM)	\$ 21,304,356	-	\$ 8,542,351	\$ 12,762,005
Federal Agency Notes (PFM)	32,074,132	-	1,740,859	30,333,273
US Treasuries (PFM)	25,793,986	-	11,035,901	14,758,085
Municipal Bonds (PFM)	1,947,080	-	-	1,947,080
Total	\$ 81,119,554	-	\$ 21,319,111	\$ 59,800,443

Callable Investments - The County has \$21,059,898 in Federal Instrumentalities that have embedded options consisting of the option at the discretion of the issuer to call their obligation or pay a stated increase in the interest rate. These securities have various call dates, and mature between February 2011 and February 2014.

Concentration of Credit Risk - The County's adopted investment policy requires that assets held are diversified to control the risk of loss resulting from over-concentration of assets in a specific maturity, issuer, instrument, dealer, or bank through which these instruments are bought or sold. The County places no limit on the amount the County may invest in any one issuer. Diversification strategies within the established guidelines are reviewed and revised periodically as necessary by the appropriate management staff. The County held investments of greater than 5% in the following investment categories:

Category	Percentage of Total Cash & Investments
Federal Home Loan Banks	10.41%
Federal National Mortgage Assn.	5.78%
Federal Home Loan Mortgage Corp.	7.04%
US Treasuries	12.60%
PFM Fund Government Series	11.02%
Florida PRIME (2a7- like)	11.08%

ALACHUA COUNTY, FLORIDA
NOTES TO FINANCIAL STATEMENTS
SEPTEMBER 30, 2010

C. Restricted Cash and Investments

The following chart illustrates cash and investments restricted by bond covenants or used to fund post-closure of the landfill, including the funding of cash reserve requirements as a result of bond issuer downgrades:

	<u>Cash Reserve</u>	<u>Sinking Fund</u>	<u>Landfill Post Closure</u>
2003 Alachua County Forever G.O.	\$ -	\$ 267,504	\$ -
2006 Gas Tax Revenue Bond (1)	1,384,450	230,152	-
2007 Public Improvement Revenue Bond-Series A & B (2)	1,547,445	889,995	-
2008 Gas Tax Revenue Bond (3)	523,131	290,182	-
Solid Waste System	-	-	4,403,473
Total Restricted Cash and Investments	<u>\$ 3,455,026</u>	<u>\$ 1,677,833</u>	<u>\$ 4,403,473</u>

- (1) Bond Surety, AMBAC, was downgraded from Baa1 to Caa2 requiring additional sinking fund requirements.
(2) Bond Surety, Financial Security Assurance, was downgraded from AAA to Aa3 requiring additional sinking fund requirements.
(3) Bond Surety, Assured Guaranty, was downgraded from AAA to Aa2 requiring additional sinking fund requirements.

NOTE 5 - PROPERTY TAX

A. Real Property Taxes were certified on December 8, 2009. Property taxes receivable were reported in the General fund, Municipal Services Taxing Unit funds, MSBU Refuse Collection, Debt Service fund, Tourist Development sub-fund, Sugarfoot Preservation special assessment sub-fund, West End special assessment sub-fund, NE 132nd Avenue special sub-fund and the Solid Waste fund as Due From other funds (Constitutional Officer-Tax Collector). Chapter 197, Florida Statutes, governs property tax collections.

B. Property Tax Calendar and pertinent assessment/lien information is as follows:

- January 1* – All taxes become a first lien, superior to all other liens.
- July 1* - The Property Appraiser completes assessment and certifies the taxable value to the County.
- August 5* - The County certifies to the Property Appraiser the amount of taxes intended to be levied for both operations and debt service.
- September (1-30)* - The County holds its final budget hearings and adopts the tax levy for the ensuing fiscal year.
- November 1* - Taxes become due and payable before March 31.
- April 1* - All unpaid taxes become delinquent.
- June 1* – The Tax Collector sells tax certificates on all delinquent real estate parcels.
- June (1-30)* - The Tax Collector disburses proceeds of the tax certificate sale to the taxing authorities.
- Prior to April 30 of the tax year following delinquency, warrants are ratified on unpaid Tangible Personal Property taxes.

ALACHUA COUNTY, FLORIDA
NOTES TO FINANCIAL STATEMENTS
SEPTEMBER 30, 2010

C. Real Property Delinquent Tax Process

1. *April 1* - Unpaid taxes become delinquent.
2. *April 1 - May 31* - A list of delinquent parcels is advertised in a local newspaper. The owner can pay the tax due plus an interest charge of 3%, plus advertising fees if applicable.
3. *June 1* - If the owner has not paid, the Tax Collector sells a tax certificate on the parcel(s). Tax Certificates are sold for the amount of tax due on the property plus the advertising costs, interest due, and a 5% commission to the Tax Collector (= the "Face Amount"). When the certificate is redeemed, the Tax Certificate holder then receives the face amount plus additional interest. Proceeds of the tax certificate sale are distributed to taxing authorities by the end of June.

D. Other Information Regarding Sale of Tax Certificates

1. Alachua County will hold any unsold certificates (for later sale if possible).
2. Property owners redeem certificates by paying the Tax Collector the tax certificate amount plus interest and fees; the Tax Collector then pays the certificate holder.
3. After two years, holders of unredeemed certificates may apply for a tax deed. In order to obtain a tax deed the property is offered at public auction with the minimum bid being the amount of the outstanding taxes and certificates on the property, plus additional fees. Any excess over this amount is applied against any other liens and then given to the property owner upon application.
4. The tax certificate expires on any unsold property after 7 years.

E. Tangible Personal Property Delinquent Tax Process

1. Prior to April 30 of the tax year following delinquency the Tax Collector will file a lawsuit. The Clerk of the Court will notify taxpayers by certified mail.
2. If the property owner does not pay, a Circuit Judge will ratify tax warrants allowing property to be seized and sold for taxes.

F. Property Tax Payment and Distribution

1. Discounts for early payment of property tax are allowed in the following manner:
 - 4% for November Payments
 - 3% for December Payments
 - 2% for January Payments
 - 1% for February Payments
2. The Tax Collector is required to distribute tax proceeds to taxing authorities promptly in order to provide cash for operations. Fiscal year 2010 distributions were made as follows:
 - November, December, February - 2 distributions each month
 - All other months – 1 distribution each month

ALACHUA COUNTY, FLORIDA
NOTES TO FINANCIAL STATEMENTS
SEPTEMBER 30, 2010

NOTE 6 - CAPITAL ASSETS

A. Capital asset activity for the year ended September 30, 2010 was as follows:

	Beginning Balance	Increases	Decreases	Adjustments	Ending Balance
Primary Government					
Capital assets not being depreciated:					
Land	\$ 64,062,303	\$ 6,740,164	\$ (425,212)	\$ 302,033	\$ 70,679,288
Right of Way	155,912,018	90,875	-	611,963	156,614,856
Stormwater Basins	12,823,906	-	-	-	12,823,906
Artwork	91,390	-	-	-	91,390
Construction/Purchase in progress	7,248,035	3,019,559	-	(3,025,504)	7,242,090
Total not being depreciated	240,137,652	9,850,598	(425,212)	(2,111,508)	247,451,530
Capital assets being depreciated:					
Buildings	117,178,229	1,217,800	(350,773)	1,780,633	119,825,889
Equipment	62,189,481	5,608,944	(3,954,600)	462,111	64,305,936
Software-current year internally developed	-	112,473	-	-	112,473
Software-purchased prior year-see Note 12.D	-	-	-	4,204,420	4,204,420
Improvements other than Building	10,169,591	3,152,806	(225,022)	139,155	13,236,530
Infrastructure	478,335,788	5,914,381	-	2,976,785	487,226,954
Total being depreciated	667,873,089	16,006,404	(4,530,395)	9,563,104	688,912,202
Less accumulated depreciation for:					
Buildings	(37,875,944)	(2,656,926)	162,372	-	(40,370,498)
Equipment	(42,944,139)	(5,879,433)	3,812,613	-	(45,010,959)
Software-current year internally developed	-	(11,245)	-	-	(11,245)
Software-purchased prior year-see Note 12.D	-	(64,410)	-	(455,280)	(519,690)
Improvements other than Building	(4,716,439)	(521,207)	153,702	-	(5,083,944)
Infrastructure	(316,300,877)	(13,901,133)	-	-	(330,202,010)
Total accumulated depreciation	(401,837,399)	(23,034,354)	4,128,687	(455,280)	(421,198,346)
Total being depreciated, net	266,035,690	(7,027,950)	(401,708)	9,107,824	267,713,856
Governmental activities capital assets, net	\$ 506,173,342	\$ 2,822,648	\$ (826,920)	\$ 6,996,316	\$ 515,165,386
Business-type activities:					
Capital assets not being depreciated:					
Land	\$ 3,324,279	\$ -	\$ -	\$ -	\$ 3,324,279
Total not being depreciated	3,324,279	-	-	-	3,324,279
Capital Assets being depreciated:					
Buildings	2,782,326	5,250	-	-	2,787,576
Equipment	3,019,288	415,401	(96,817)	-	3,337,872
Software-purchased prior year-see Note 12.D	-	-	-	65,100	65,100
Improvements other than Building	13,372,018	688	-	-	13,372,706
Total being depreciated	19,173,632	421,339	(96,817)	65,100	19,563,254
Less accumulated depreciation for:					
Buildings	(947,773)	(92,717)	-	-	(1,040,490)
Equipment	(1,614,996)	(448,898)	87,098	-	(1,976,796)
Software-purchased prior year-see Note 12.D	-	-	-	(65,100)	(65,100)
Improvements other than Building	(9,503,298)	(199,782)	-	-	(9,703,080)
Total accumulated depreciation	(12,066,067)	(741,397)	87,098	(65,100)	(12,785,466)
Total being depreciated, net	7,107,565	(320,058)	(9,719)	-	6,777,788
Total business-type capital assets, net	\$ 10,431,844	\$ (320,058)	\$ (9,719)	\$ -	\$ 10,102,067
Component Unit - Law Library					
Equipment	\$ 1,850	\$ -	\$ -	\$ -	\$ 1,850
Less accumulated depreciation	(31)	(370)	-	-	(401)
Component Unit, capital assets, net	\$ 1,819	\$ (370)	\$ -	\$ -	\$ 1,449

* Adjustments includes changes between asset types when construction is completed, donations, restatement for change in accounting principle and reclassifications.

ALACHUA COUNTY, FLORIDA
NOTES TO FINANCIAL STATEMENTS
SEPTEMBER 30, 2010

B. Depreciation expense was charged to functions/programs of the primary government and the Component Unit as follows:

Primary Government

Governmental Activities:

Administration	\$ 797,945
Community service	500,732
Corrections	1,163,491
Courts	931,995
Culture & recreation	494,420
Tourist development	18,665
Emergency services	845,593
Environmental services	58,540
Growth management	84,707
Law enforcement	2,316,941
Solid waste disposal	20,830
Transportation (includes County infrastructure)	14,254,683

Capital assets held by the government's internal service funds are charged to the various functions based on their usage of the assets. 1,545,812

Total depreciation expense-governmental activities \$ 23,034,354

Business-type activities:

Codes enforcement	\$ 11,816
Solid waste disposal	729,581
Total depreciation expense-business-type activities	<u><u>\$ 741,397</u></u>

Component Unit - Law Library

Courts	<u><u>\$ 370</u></u>
--------	----------------------

**ALACHUA COUNTY, FLORIDA
NOTES TO FINANCIAL STATEMENTS
SEPTEMBER 30, 2010**

NOTE 7 - INTERFUND RECEIVABLES, PAYABLES AND TRANSFERS

A. Interfund Balances as of September 30, 2010, consisted of the following:

	<u>Due From Other Funds</u>	<u>Due To Other Funds</u>
Governmental funds:		
General Fund	\$ 9,159,257	\$ 598,239
MSTU Unincorporated Services	14,011	23
MSTU Law Enforcement	67,990	2,400,097
MSTU Fire Protection	40,969	8,107
Gas Tax Uses	-	84
Sheriff	236,471	1,284,980
Debt service	24,222	4,244,892
Other Capital Projects	241	4
Other Governmental Funds	803,521	5,923,968
Subtotal Governmental funds	<u>10,346,682</u>	<u>14,460,394</u>
Proprietary funds:		
Solid Waste System	1,417,207	189
Codes Enforcement	-	151
Internal Service funds	2,696,845	-
Total	<u><u>\$ 14,460,734</u></u>	<u><u>\$ 14,460,734</u></u>

The General Fund has amounts due to and from Constitutional Officers, which represent the return of excess due at the end of the fiscal year from either budget officers or fee officers. Debt Service funds first receive taxes according to bond covenant provisions and the remaining amount is due to either the General Fund or the Gas Tax Uses Fund. All remaining balances result from the time lag between the dates that (a) interfund goods and services are provided or reimbursable expenditures occur, (b) transactions are recorded in the accounting system, and (c) payments between funds are made.

ALACHUA COUNTY, FLORIDA
NOTES TO FINANCIAL STATEMENTS
SEPTEMBER 30, 2010

B. Interfund Transfers for the year ended September 30, 2010, consisted of the following:

	<u>Transfers from Other Funds</u>	<u>Transfers to Other Funds</u>
Governmental Funds:		
General Fund	\$ 7,285,861	\$ 57,689,352
MSTU Unincorporated Services	240,989	412,000
MSTU Law Enforcement	1,039,970	15,952,470
MSTU Fire Protection	721,904	539,672
Gas Tax Uses	3,006,401	-
Sheriff	65,497,752	670,887
Debt Service	2,363,456	7,687,200
Other Capital Projects	2,114,541	2,453,459
Other Governmental Funds	13,356,091	10,354,682
Subtotal-Governmental Funds	<u>95,626,965</u>	<u>95,759,722</u>
Proprietary Funds:		
Business-type Activities:		
Solid Waste System	132,757	-
Totals	<u><u>\$ 95,759,722</u></u>	<u><u>\$ 95,759,722</u></u>

The County's routine transfers include transfers to: Budgeted Constitutional Officers, Special Revenue grant match requirements, other funds based on budgetary requirements and funds that are required by statute or budgetary authority to expend revenues from another fund that by statute or budgetary authority must collect revenues.

ALACHUA COUNTY, FLORIDA
NOTES TO FINANCIAL STATEMENTS
SEPTEMBER 30, 2010

NOTE 8 - LONG-TERM OBLIGATIONS

A. Long-term Obligations (excluding accrued compensated absences and estimated self-insured losses) at September 30, 2010 are composed of the following:

PRIMARY GOVERNMENT

General Obligation Bond:

\$14,000,000 2003 Alachua County Forever Serial Bonds, due in annual installments of \$1,515,000 in 2011, interest 3.500%

Revenue Source - Property Tax Levy. \$ 1,515,000

Revenue Bonds:

\$21,170,000 Series A Public Improvement Revenue and \$42,455,000 Series 2007 B Public Improvement Revenue Refunding Bonds, due in annual installments of \$920,000 to \$4,580,000 through 2029, interest from 4.00% to 4.25%.

Revenue Source - a pledge of the County's portion of the Half Cent Sales Tax. 55,055,000

\$15,400,000 2006 Transportation Improvement revenue bonds, due in annual installments of \$900,000 to \$1,325,000 through 2021, interest from 3.50% to 4.50%.

Revenue Source - a pledge of the County's 5th, 6th, 7th and 9th cent voted Gas Tax. 12,090,000

\$18,245,000 2008 Transportation Improvement revenue bonds, due in annual installments of \$1,085,000 to \$1,665,000 through 2022, interest from 3.750% to 4.500%.

Revenue Source - a pledge of the County's 5th, 6th, 7th and 9th cent voted Gas Tax. 16,190,000

Total Revenue Bonds Payable

83,335,000

TOTAL BONDS PAYABLE

84,850,000

Notes Payable:

Pooled Commercial Paper Notes, \$14,400,000 available credit for capital projects, interest due monthly at approximately 0.45390%. Final Principal Payment will be made December 4, 2012.

Revenue Source - a pledge of the County's Non-Ad Valorem revenues 14,400,000

\$7,700,000 2008 Capital Improvement bank loan, due in annual installments of \$420,000 to \$684,000 through 2023, interest of 4.090%.

Revenue Source - a pledge of the County's Non-Ad Valorem revenues 7,050,000

\$15,000,000 2009 Wild Spaces, Public Place bank loan, due in annual installments of \$7,440,000 to \$7,560,000 through 2011, interest of 1.600%.

Revenue Source - a pledge of the County's Non-Ad Valorem revenues 7,560,000

TOTAL NOTES PAYABLE

29,010,000

TOTAL LONG-TERM OBLIGATIONS

\$ 113,860,000

ALACHUA COUNTY, FLORIDA
NOTES TO FINANCIAL STATEMENTS
SEPTEMBER 30, 2010

B. Debt Service Requirements to Maturity on the County's debt at September 30, 2010 are as follows:

PRIMARY GOVERNMENT GENERAL LONG-TERM OBLIGATIONS

Fiscal Year	Revenue Bonds		General Obligation Bonds		Notes Payable		Total
	Principal	Interest	Principal	Interest	Principal	Interest	Principal and Interest
2011	\$ 4,990,000	\$ 3,471,974	\$ 1,515,000	\$ 90,025	\$ 21,280,000	\$ 413,310	\$ 31,760,309
2012	5,185,000	3,279,586	-	-	437,000	275,686	9,177,272
2013	5,380,000	3,078,739	-	-	1,556,000	256,812	10,271,551
2014	5,600,000	2,861,639	-	-	475,000	237,902	9,174,541
2015	5,860,000	2,633,889	-	-	494,000	218,205	9,206,094
2016-2020	33,060,000	9,313,806	-	-	2,796,000	766,998	45,936,804
2021-2025	17,955,000	2,930,203	-	-	1,972,000	165,748	23,022,951
2026-2029	5,305,000	474,550	-	-	-	-	5,779,550
	<u>83,335,000</u>	<u>28,044,386</u>	<u>1,515,000</u>	<u>90,025</u>	<u>29,010,000</u>	<u>2,334,661</u>	<u>144,329,072</u>
Less:							
Unamortized							
Bond Discount	(31,934)	-	-	-	-	-	(31,934)
Deferred Loss							
on Refunding	(1,136,992)	-	-	-	-	-	(1,136,992)
Plus:							
Unamortized							
Bond Premium	822,637	-	6,000	-	-	-	828,637
TOTAL	<u>\$ 82,988,711</u>	<u>\$ 28,044,386</u>	<u>\$ 1,521,000</u>	<u>\$ 90,025</u>	<u>\$ 29,010,000</u>	<u>\$ 2,334,661</u>	<u>\$ 143,988,783</u>

ALACHUA COUNTY, FLORIDA
NOTES TO FINANCIAL STATEMENTS
SEPTEMBER 30, 2010

C. Changes in Long-term Obligations for the year ended Sept. 30, 2010 are as summarized as follows:

	<u>Balance</u> <u>Oct 1, 2009</u>	<u>Increases</u>	<u>Decreases</u>	<u>Balance</u> <u>Sept 30, 2010</u>	<u>Due Within</u> <u>One Year</u>
<u>Governmental activities:</u>					
General obligation bonds	\$ 3,970,000	\$ -	\$ (2,455,000)	\$ 1,515,000	\$ 1,515,000
Revenue bonds payable	88,130,000	-	(4,795,000)	83,335,000	4,990,000
Less: deferred amounts:					
Unamortized discounts	(34,859)	-	2,925	(31,934)	-
Unamortized premiums	887,228	-	(58,591)	828,637	6,000
Deferred loss on refunding	(1,197,097)	-	60,105	(1,136,992)	-
Subtotal-bonds	<u>91,755,272</u>	<u>-</u>	<u>(7,245,561)</u>	<u>84,509,711</u>	<u>6,511,000</u>
Notes payable	36,854,000		(7,844,000)	29,010,000	21,280,000
Estimated liability-self insured losses	7,178,924	17,529,195	(17,105,322)	7,602,797	2,164,710
Accrued compensated absences	<u>13,071,678</u>	<u>7,055,248</u>	<u>(6,857,463)</u>	<u>13,269,463</u>	<u>6,857,463</u>
Total governmental obligations	<u>148,859,874</u>	<u>24,584,443</u>	<u>(39,052,346)</u>	<u>134,391,971</u>	<u>36,813,173</u>
<u>Business-type activities:</u>					
Accrued compensated absences	588,220	256,369	(298,023)	546,566	298,023
Accrued landfill closure cost	<u>8,715,900</u>	<u>66,363</u>	<u>(782,478)</u>	<u>7,999,785</u>	<u>472,420</u>
Total business-type activities	<u>9,304,120</u>	<u>322,732</u>	<u>(1,080,501)</u>	<u>8,546,351</u>	<u>770,443</u>
Total long-term obligations	<u>\$ 158,163,994</u>	<u>\$ 24,907,175</u>	<u>\$ (40,132,847)</u>	<u>\$ 142,938,322</u>	<u>\$ 37,583,616</u>

Internal service funds predominantly serve the governmental funds. Accordingly, long-term liabilities for them are included as part of the totals for governmental activities. At year-end, \$268,510 of internal service funds compensated absences is included in the above amounts. Also, for the governmental activities, compensated absences are generally liquidated by the general fund.

ALACHUA COUNTY, FLORIDA
NOTES TO FINANCIAL STATEMENTS
SEPTEMBER 30, 2010

D. Summary of Revenue Bonds Payable – the following is a summary of government bond resolutions pertaining to debt reflected in the September 30, 2010 financial statements:

Name	\$15,400,000 Gas Tax Revenue Bonds, Series 2006	\$63,625,000 Public Improvement Revenue Bonds, Series 2007A & B	\$18,245,000 Gas Tax Revenue Bonds, Series 2008
Purpose	To provide funds for the costs and acquisition and construction of certain road improvements within the County; purchase the 2006 Surety Bond, and pay certain costs of issuance.	Series 2007A - To provide funds for the acquisition and construction of a new fire station, new jail dormitory, new recreation and park improvements; purchase the 2007 Surety Bond, and costs of issuance. Series 2007B - To refund portions of the County's Public Improvement Revenue Bonds, Series 1995 and its Public Improvement Revenue Bonds, Series 1999; purchase of the 2007 Surety Bond, and costs of issuance.	To provide funds to finance the costs of acquisition and construction of certain road improvements within the County, purchase of the 2008 Surety Bond, and costs of issuance.
Dated	April 12, 2006	February 6, 2007	April 10, 2008
Final Maturity	August 1, 2021	August 1, 2029	August 1, 2022
Principal payment date	August 1st	August 1st	August 1st
Interest payment dates	August 1st and February 1st	August 1st and February 1st	August 1st and February 1st
Interest rates	3.50% to 4.50%	4.00% to 4.25%	3.75% to 4.50%
Outstanding Principal at 9/30/10	\$12,090,000	\$55,055,000	\$16,190,000
Reserve requirement	\$1,384,450	\$1,547,445	\$523,121
Pledged revenue source	Constitutional Gas Tax, County Gas Tax, and Ninth Cent Gas Tax.	Local Government Half-Cent Sales Tax.	Constitutional Gas Tax, County Gas Tax, and Ninth Cent Gas Tax.
Total debt svc payment	\$1,380,273	\$5,330,170	\$1,740,281
% of required Debt Svc to total pledged revenue source	27.22%	54.92%	47.16%

E. Line of Credit - The \$14,400,000 Pooled Commercial Paper Note line of credit from the Florida Association of Counties was approved to fund capital projects within the County. As of September 30, 2010, the full amount of the line of credit is outstanding.

F. Demand Bonds - The County has no demand bonds.

ALACHUA COUNTY, FLORIDA
NOTES TO FINANCIAL STATEMENTS
SEPTEMBER 30, 2010

G. Conduit Debt Obligations - From time to time, the County has issued Health Facility Revenue Bonds, Industrial Development Revenue Bonds and Housing Finance Authority Multi-family Housing Bonds to provide financial assistance to private-sector entities for the acquisition and construction of health care, industrial facilities, and multi-family housing deemed to be in the public interest. These bonds are secured by the financed property and are payable solely from the payments received on the underlying mortgage loans. Upon repayment of the bonds, ownership of the acquired facilities transfers to the private-sector entity served by the bond issuance.

There is no obligation on the part of the County, the State, or any political subdivision for repayment of the bonds. Accordingly, the bonds are not reported as liabilities in the accompanying financial statements. As of September 30, 2010, there were five series of Health Facility Revenue Bonds outstanding, with an aggregate principal amount payable of \$227,405,000, two series of Industrial Development Bonds outstanding, with an aggregate principal amount payable of \$16,965,000 and nine series of Housing Finance Authority Multi-family Housing Bonds, with an aggregate principal amount payable of \$40,035,526.

H. Landfill Post Closure Care Obligation – The County’s Southwest Landfill’s liability for fiscal year 2010 is \$6,081,163, a decrease of \$164,663 from the prior fiscal year. For other County landfills closed prior to 1985 and not subject to State law requirements, the County records a liability of \$1,918,622, a decrease of \$551,452 from last fiscal year. See Note 1.D.8. for more information.

NOTE 9 - EMPLOYEE BENEFITS

A. Pension Plan

Defined Benefit Plan

Plan Description - The County contributes to the Florida Retirement System (FRS), a cost-sharing multiple-employer defined benefit pension plan administered by the State of Florida, Department of Management Services, Division of Retirement. FRS provides retirement, disability, and death benefits to retirees or their designated beneficiaries. Chapter 121, Florida Statutes, establishes the authority for benefit provisions. Changes to the law can only occur through an act of the Florida Legislature. FRS issues financial statements and required supplementary information for the System. That report may be obtained by writing to the State of Florida Division of Retirement, P. O. Box 9000, Tallahassee, Florida 32315-9000, by accessing the FRS website or by calling (850) 488-5706.

Funding Policy - FRS is employee noncontributory. The County is required to contribute at an actuarially determined rate. The rates as of September 30, 2010, are as follows: regular employees – 10.77%; special risk employees – 23.25%; elected officials – 18.64%; senior management service – 14.57%; deferred retirement option (DROP) – 12.25%.

The contribution requirements of plan members and the County is established and may be amended by the Florida Legislature. The County’s contributions to the FRS for the years ending September 30, 2010, 2009, and 2008 were \$11,452,146, \$11,108,287, and \$11,542,672, respectively, and were equal to the required contributions for each year.

Defined Contribution Plan

Pursuant to Chapter 121, Florida Statutes, the Florida Legislature created the Florida Retirement Investment Plan (“FRS Investment Plan”), a cost-sharing multiple-employer defined contribution pension plan qualified under Section 401(a) of the Internal Revenue Code. This FRS Investment Plan is an alternative available to members of the Florida Retirement System in lieu of the defined benefit plan. Changes to the law can only occur through an act of the Florida Legislature. The FRS Investment Plan is administered by the Florida State Board of Administration. Information about this plan can be obtained

ALACHUA COUNTY, FLORIDA
NOTES TO FINANCIAL STATEMENTS
SEPTEMBER 30, 2010

by writing to FRS Plan Administrator, P. O. Box 56290, Jacksonville, FL 32241-6290 or by calling 866-377-2121, Option 3. Required employer contributions made to the plan totaled \$1,907,682.

City of Gainesville Pension Plan

As of September 30, 2010, five (5) employees of the Sheriff's office were members of the City of Gainesville's Employees' Plan. These employees were previously employees of the City of Gainesville who elected to remain in the City of Gainesville's pension plan upon their employment with the Sheriff's office.

Plan Description – The Employees' Plan is a single-employer contributory defined benefit pension plan that covers all permanent employees of the City, except certain personnel who elected to participate in the Defined Contribution Plan and, or the Deferred Compensation Plan, and police officers and firefighters who participate in the Consolidated Plan. The Employees' plan provides retirement, disability, and death benefits to plan members and beneficiaries. The Gainesville City Commission adopted this plan and all amendments through a City ordinance. The City of Gainesville issues a publicly available financial report that includes financial statements and required supplementary information for the Employees' Plan. That report may be obtained by writing to City of Gainesville, Finance Department, P.O. Box 490, Gainesville, Florida 32602, or by calling (352) 334-5054.

Funding Policy – The contribution requirements of plan members and the City are established and may be amended by ordinance approved by the City Commission. Plan members are required to contribute 5.0% of their annual covered salary. The City is required to contribute an actuarially determined percentage of covered payroll, currently 4% for retirement benefits.

The Sheriff's contribution to the City Employees' Plan for the years ended September 30, 2010, 2009 and 2008, were \$13,419, \$11,197, and \$11,344, respectively, equal to the required contributions for each year.

The Sheriff's employee contributions to the City Employees' Plan for the years ended September 30, 2010, 2009 and 2008, were \$11,819, \$16,003, and \$14,180 respectively, equal to the required contributions for each year.

B. Other Post-Employment Benefits Plan

Plan Description – In 2008, the County adopted resolution 08-104 which established the Alachua County Other Post Employment Benefit Trust (OPEB Trust), a qualifying trust, and began funding its OPEB Plan obligation. The County administers the cost-sharing single-employer defined benefit plan for post-employment benefits other than pension benefits (OPEB Plan). The OPEB Plan provides post employment life insurance benefits and a health insurance subsidy for retirees and eligible dependents of the Clerk of Court, Supervisor of Elections, Property Appraiser, Sheriff, Tax Collector, Library District, and County. The Alachua County Board of County Commissioners can amend the benefit provisions. A separate stand-alone financial statement for the OPEB Plan is not prepared.

The life insurance benefit is provided at no charge to retirees. The life insurance benefit is \$10,000 for all retirees under the age of 65 and \$5,000 for retirees age 65 and older.

The health insurance subsidy is provided to retirees with at least 6 years of service who retire and begin receiving benefits from the Florida Retirement System (FRS) or the Library District Pension Plan (LDPP). Retirees must maintain health care coverage after employment to be eligible for the subsidy. The amount of the monthly subsidy is based on the number of years of total service with the County, Constitutional Officer, or Library District and is equal to three dollars a month for each year of service. The minimum monthly subsidy is \$18 and the maximum monthly subsidy is \$90 for employees that retire with 30 or more years of service.

ALACHUA COUNTY, FLORIDA
NOTES TO FINANCIAL STATEMENTS
SEPTEMBER 30, 2010

Additionally, in accordance with Florida Statutes 112.0801, employees who retire and immediately begin receiving benefits from FRS or LDPP have the option of paying premiums to continue in the County's self-funded Health Insurance Plan at the same group rate as active employees. The retiree pays 100% of the blended group rate premium therefore receiving an implicit subsidy.

At October 1, 2009, the date of the latest actuarial valuation, plan participation consisted of:

Active employees (fully eligible)	150
Active employees (not fully eligible)	1,815
Retirees receiving benefits	<u>175</u>
Total OPEB participants	<u><u>2,140</u></u>

Funding Policy – The contribution requirements of plan members and the participating employers are established and may be amended by the Alachua County Board of County Commissioners. The required contribution is based on projected pay-as-you-go financing requirements, with an additional amount to prefund benefits when earned and determined annually by the County's Actuary. Pay-as-you-go financing paid by the employers and plan members is accounted for in the County's Self-funded Health Insurance Fund and employers' contributions to the OPEB Trust to prefund benefits are accounted for in the County's OPEB Trust Fund. For the year ended September 30, 2010, the County paid a total of \$1,348,000 for the OPEB Plan, including pay-as-you go financing of \$1,189,942 and a transfer of assets of \$158,058 to the OPEB Trust. It is the County's intent to base future OPEB Trust contributions on the actuarially determined annual required contribution (ARC) less pay-as-you-go financing; however, no future Trust contributions are legally or contractually required. Retiree plan members receiving benefits contributed \$1,115,448 to pay-as-you-go financing through their required contribution of \$382.62 per month for retiree-only coverage, \$787.50 per month for retiree and spouse coverage and \$1,170.84 per month for family coverage.

Annual OPEB Cost and Net OPEB Obligation – The annual cost (expense) of the County's OPEB Plan is calculated based on the ARC, an amount actuarially determined in accordance with the parameters of GASB Statement No. 45. The ARC represents a level of funding that, if paid on an ongoing basis, is projected to cover the normal cost each year and amortize any unfunded actuarial liability over a period not to exceed 30 years. The following table shows the components of the County's annual OPEB Plan cost for the year, the amount actually contributed by the employer, and the changes in the net OPEB Plan obligation.

Annual required contribution	\$ 1,348,000
Interest on net OPEB obligation	-
Adjustment to ARC	-
Annual OPEB cost (expense)	<u>1,348,000</u>
OPEB plan payments:	
Pay-as-you-go financing	1,189,942
Contribution of assets to OPEB Trust	<u>158,058</u>
Subtotal OPEB payments	<u>1,348,000</u>
Increase in net OPEB obligation	-
Net OPEB obligation-beginning of year	-
Net OPEB obligation-end of year	<u><u>\$ -</u></u>

ALACHUA COUNTY, FLORIDA
NOTES TO FINANCIAL STATEMENTS
SEPTEMBER 30, 2010

Funding Status and Funding Progress – The OPEB payments made for the 2010 fiscal year were 100% of the annual OPEB cost. As of the actuarial valuation report dated October 1, 2009, the funded status was as follows:

Actuarial accrued liability (AAL)	\$ 14,208,000
Actuarial value of plan assets	600,000
Unfunded actuarial accrued liability (UAAL)	<u>\$ 13,608,000</u>
Funded ratio (actuarial value of plan assets/AAL)	4.2%
Covered payroll at valuation date	\$ 98,391,002
UAAL as a percentage of covered payroll	13.8%

Actuarial valuations of an ongoing plan involve estimates of the value of reported amounts and assumptions about the probability of occurrence of events far into the future. Examples include assumptions about future employment, mortality, and the healthcare cost trend. Amounts determined regarding funded status of the plan and the annual required contributions of the employer are subject to continual revision as actual results are compared with past expectations and new estimates are made about the future.

Actuarial Methods and Assumptions – Projections of benefits for financial reporting purposes are based on the substantive plan (the plan as understood by the employers and the plan members) and include the types of benefits provided at the time of each valuation and the historical pattern of sharing of benefit costs between the employer and plan members to that point. The projection of benefits for financial reporting purposes does not explicitly incorporate the potential effects of legal or contractual funding limitations on the pattern of cost sharing between the employers and plan members in the future. Actuarial calculations reflect a long-term perspective. Consistent with that perspective, actuarial methods and assumptions used include techniques that are designed to reduce the effects of short-term volatility in actuarial accrued liabilities and the actuarial value of assets.

The actuarial methods are:

Actuarial cost method	Projected Unit Credit
Amortization method	Level percent of projected payroll
Amortization period (open)	30 years
Asset valuation method	Fair Value

The actuarial assumptions are:

Investment rate of return	8.0%
Projected annual salaries increase	3.5%
Inflation Rate	2.5%
Mortality	RP-2000 Table, gender-specific basis
Healthcare cost trend rate	11.0% initial year reduced 0.5% each year until reaching ultimate trend rate of 5.0%

ALACHUA COUNTY, FLORIDA
NOTES TO FINANCIAL STATEMENTS
SEPTEMBER 30, 2010

C. Accrued Compensated Absences

County employees are entitled to accrue sick and vacation time in accordance with the County's personnel regulations or a collective bargaining agreement. Maximum accruals are shown on the following chart.

	Vacation Accrual Maximum	Vacation Termination Pay Maximum	Sick Leave Accrual Maximum
Board of County Commissioners			
40 hours/week employees	280 hours	280 hours	No Maximum
56 hours/week employees	392 hours	392 hours	No Maximum
Clerk of the Circuit Court	280 hours	240 hours	1040
Property Appraiser	280 hours	240 hours	No Maximum
Tax Collector	No Maximum	No Maximum	No Maximum
Supervisor of Elections	280 hours	280 hours	No Maximum
Sheriff	280 hours	280 hours	No Maximum

Terminating employees with 10 years of service will be paid for half of unused sick time.

The County records a liability for compensated absences of \$13,269,463 on the Statement of Net Assets. In the Government-wide presentation, compensated absences are accrued in the period they are earned. For the adjusted liabilities at the end of the year, a determination was made for current and non-current amounts. Accrued compensated absences are not recorded for any accruals over the maximum.

D. Deferred Compensation Plan

The County offers employees a deferred compensation plan created in accordance with Internal Revenue Code Section 457. The County complied with the requirements of subsection (g) of IRC Section 457 and, accordingly, all assets and income of the plan are held in trust for the exclusive benefit of the participants and their beneficiaries.

Deferred compensation amounts withheld from participating employee's pay are not taxable as current income until withdrawn from the plan. Annual contributions by a participant may not exceed the lesser of \$16,500 or 50% of gross annual compensation. There is an "age 50 catch-up" provision that allows an additional \$5,000 contribution from the year the employee reaches age 50 until the employee terminates employment.

E. Component Units Employment

The Component Units' employees have the same benefits as the Board of County Commissioners' employees.

ALACHUA COUNTY, FLORIDA
NOTES TO FINANCIAL STATEMENTS
SEPTEMBER 30, 2010

NOTE 10 - RISK MANAGEMENT AND CONVENTIONALLY INSURED CLAIMS & LOSSES

The County is self-insured for risk management and employee group health insurance in two internal service funds maintained by the Board of County Commissioners. The following two sections and the disclosures required by GASB Statement 10, Accounting and Financial Reporting for Risk Financing and Related Insurance Issues are provided below.

A. Risk Management Claims and Losses

The County has established a risk management program to cover claims against the Board and Constitutional Officers for the following types of risk:

- General Liability (self insured up to a limit of \$200,000)
- Workers Compensation (self insured up to limit of \$250,000)
- Automobile Liability (self insured up to limit of \$200,000)
- Public Officials Liability (self insured up to limit of \$100,000)
- EMS Professional Liability
- Lawyers Professional Liability
- Employment Practices Liability (self insured up to limit of \$100,000)

The County has authorized a commercial third party administrator to administer the County's automobile, general liability and workers' compensation claims. There have been no significant reductions in insurance coverage from prior years. In instances where insurance has been purchased, no settlements have exceeded coverage for each of the past three fiscal years.

The estimated liability for self-insured losses is based on reported claims, historical loss data, industry statistics for claims incurred but not reported, and a valuation performed by an independent actuary as of July 31, 2010 projecting to September 30, 2010, and the prior year as of July 31, 2009 projecting to September 30, 2009:

Fiscal Year	Claims Liability, Beginning of Fiscal Year	Current Year Claims & Changes in Estimates	Claim Payments	Claims Liability, End of Fiscal Year
2009	\$ 6,347,357	\$ 774,656	\$ (749,099)	\$ 6,372,914
2010	6,372,914	1,162,908	(792,871)	6,742,951

For fiscal year 2010 the margin for the risk of adverse deviation was accrued at a 75% confidence level. For fiscal year 2010 ending unrestricted net assets are \$3,309,799 all of which is reserved for possible future losses. Florida Statutes provide for local government tort immunity and a claims bill process. Our actuarial estimates do not include a provision for liabilities arising from claims bills except to the extent such claims are included in the loss history of Alachua County. The County's Actuary determined a portion of the claims liability that would be expected to be paid within one year and the accompanying financial statements reflect that by showing a current and a long-term liability.

All funds of the County including the Constitutional Officers of the County participate in the Risk Management Self-Insurance Fund. Payments to the Self-Insurance Fund are assessed based on actuarial estimates needed to pay prior and current year claims and to establish a reserve for catastrophic losses.

B. Conventionally Insured Claims and Losses

The County retains conventional insurance coverage on all other types of insurable risks. These costs are also accounted for in the Self-Insurance Fund.

ALACHUA COUNTY, FLORIDA
NOTES TO FINANCIAL STATEMENTS
SEPTEMBER 30, 2010

C. Employee Group Health Insurance

The County provides group health insurance for its employees, their eligible dependents and eligible retirees. On October 1, 2005, the County established an employee group health self-insurance plan to account for and finance its uninsured risks of loss. The County entered into an administrative services agreement with a commercial insurance carrier to provide administrative support for this plan. Under this plan, the County purchases stop-loss insurance with the individual deductible per covered unit of \$225,000 with an individual lifetime reimbursement maximum of \$4,775,000. All claims are paid through the group health insurance plan. Claims in excess of the \$225,000 individual deductible are reimbursed by the County's excess insurance carrier.

All County employees may participate in the employee group health insurance including all Constitutional Officer employees and Component Unit employees of the Murphree Law Library. In addition, the Alachua County Library District employees may participate in the plan. Payments to the employee group health insurance plan are assessed based on actuarial estimates of the amounts needed to pay current year claims and to establish a "reserve" (i.e. net assets or equity) for catastrophic losses and to fund the retiree other post employee benefit. The employee group health insurance plan net assets were \$5,435,010 at September 30, 2010.

The claims liability reported in the fund at September 30, 2010 for the employee group health insurance plan was \$859,846. This amount was the actuarially determined claims liability based on the requirements of GASB Statement 10, which specifies that a liability for claims should be reported if information prior to the issuance of the financial statements indicates that it is probable that a liability has been incurred at the date of the financial and that the amount of the loss can be reasonably estimated. These claims liability amounts are all considered to be due within one year and are classified as current liabilities in the accompanying financial statements. During fiscal year 2010, changes recorded to the claims liability for the employee group health insurance plan were as follows:

Fiscal Year	Claims Liability, Beginning of Fiscal Year	Current Year Claims & Changes in Estimates	Claim Payments	Claims Liability, End of Fiscal Year
2009	\$ 868,387	\$ 14,465,359	\$ (14,527,736)	\$ 806,010
2010	806,010	15,942,414	(15,888,578)	859,846

D. Sheriff's Risk Management

For health insurance, the Sheriff participates in the risk management program established by the Board to cover claims against the Board and Constitutional Officers. The Sheriff also participates in the Florida Sheriffs' self-insurance pool for risk related to workers' compensation, auto and general liability insurance. For the past three years, there have been no insurance settlements significantly in excess of insurance coverage.

ALACHUA COUNTY, FLORIDA
NOTES TO FINANCIAL STATEMENTS
SEPTEMBER 30, 2010

NOTE 11 - INDIRECT COSTS

The County's indirect costs consist of allowable administrative costs allocated to the Enterprise Funds, Internal Service Funds, various Federal and State Grants, and Special Revenue Funds. The County's indirect cost plan is developed annually based on the prior year's actual expenditures. Some adjustments are required due to specific Federal grant allowances or other legal limitations. For the fiscal year ended September 30, 2010, the following was charged:

INDIRECT COST			
CHARGED	FUND	PROJECT NAME	
	Governmental Funds		
\$ 106,157	CHOICES	CHOICES	
429,602	MSTU-Unincorporated services	MSTU-Unincorporated services	
495,930	MSTU-Fire protection services	MSTU-Fire protection services	
14,120	Emergency services	DCA Emergency Management	
150,614	MSBU	Refuse Collection	
76,644	Drug & law enforcement	HRS Metamorphosis	
12,609	Environmental	Hazardous Materials Code	
7,593	Environmental	FDEP Tank Inspection	
11,000	Environmental	FDEP Petroleum Cleanup	
8,062	Community services	Retired & Senior Volunteer Program	
126,245	Tourism	Tourist Development	
<u>1,438,576</u>	Subtotal-Governmental Funds		
	Enterprise Funds		
330,971	Solid Waste	Solid Waste System	
94,251	Solid Waste	Collection Centers	
113,296	Solid Waste	Waste Management	
18,888	Solid Waste	Landfill post closure care	
81,145	Codes Enforcement	Codes Enforcement	
<u>638,551</u>	Subtotal Enterprise Funds		
	Internal Service Funds		
235,367	Self Insurance	Self Insurance Fund	
287,253	Fleet Management	Fleet Management Fund	
70,021	Telephone Services	Telephone Services	
<u>592,641</u>	Subtotal Internal Service Funds		
<u>\$ 2,669,768</u>	Total Indirect Cost		

Indirect costs between governmental activities have been eliminated in the government-wide financial statement presentation.

**ALACHUA COUNTY, FLORIDA
NOTES TO FINANCIAL STATEMENTS
SEPTEMBER 30, 2010**

NOTE 12 - OTHER REQUIRED INDIVIDUAL FUND AND COMPLIANCE DISCLOSURES

A. Excess of Expenditures over Appropriations

There are no funds with an excess of expenditures over appropriations.

B. Excess of Expenditures Over Revenue in the Budget Column

Certain funds show an excess of expenditures over revenue in the budget column of the Statement of Revenue, Expenditures and Changes in Fund Balances, Budget and Actual. This excess is due to the use of fund balance (which is not reported in the budget or variance column) during the fiscal year.

C. Deficit Fund Balance/Negative Unreserved Fund Balance

The Drug and Law Enforcement special revenue fund had a deficit fund balance of \$(87,282). The deficit will be eliminated during fiscal year 2011 when deferred revenue for the fund is reclassified to revenue. The Housing & Land Development fund has a negative unreserved fund balance which will be resolved when grant revenue is received and the interfund is repaid.

D. Change in Accounting Principle

GASB 51, Accounting and Financial Reporting for Intangible Assets required that software purchased since June 30, 1980 still in use, be added to the entity's capital assets. The County added governmental software purchased in prior years for \$4,169,430 with accumulated depreciation of \$420,290 for a net book value of \$3,749,140 and internal service and business-type software for \$34,990 and \$65,100, respectively, recorded as fully depreciated (net book value of \$0) as of September 30, 2009.

NOTE 13 - COMMITMENTS AND CONTINGENCIES

A. Commitments

(1) Non-capitalized leases –

(a) The County is leasing equipment, office space and electronic data processing equipment under leases that are cancelable under certain circumstances. These leases are accounted for as operating leases.

(b) Rental costs for the year ended September 30, 2010, under cancelable leases are summarized as follows:

<u>Fund Charged</u>	<u>Amount</u>
General Fund	\$ 926,173
Special Revenue Funds	210,367
Capital Projects	453
Enterprise Fund	28,426
Internal Service Funds	4,371
	<u>\$1,169,790.00</u>

(c) The Tax Collector is leasing various equipment under renewable annual operating leases. During the year ended September 30, 2010, the lease payments on all operating leases were \$18,583. In addition, the Tax Collector is leasing various data transport services for network and voice connectivity to their remote locations. During the year ended September 30, 2010, the lease payments on all data transport service leases were \$14,670. The Tax Collector also has a ten-year renewable

ALACHUA COUNTY, FLORIDA
NOTES TO FINANCIAL STATEMENTS
SEPTEMBER 30, 2010

Future minimum lease payments for noncancellable operating leases for the Tax Collector as of September 30, 2010, are as follows:

<u>Fiscal Year</u>	<u>Amount</u>
2011	\$ 189,136
2012	186,153
2013	<u>182,560</u>
Total	<u>\$ 557,849</u>

(d) The Sheriff is leasing equipment and office space under leases, which are cancelable under certain circumstances. During the fiscal year ended September 30, 2010, the lease payments on all operating leases amounted to approximately \$419,187.

(2) Operating Leases – The County leases property to private companies under renewable annual operating leases:

Operating Leases for fiscal year 2010:

	<u>Lease Amount</u>
SP Recycling leases a building for \$96,276 annually, in monthly installments, due the first day of each month. A late fee of \$50 per day will be assessed against the lessee, if the payment is not received by the fifth day of each month. For subsequent years, an annual cost of living increase of 3% will be applied to the rent. The cost of the leased building is \$1,132,087, with an accumulated depreciation of \$342,936, resulting in a carrying value of \$789,151.	<u>\$ 96,276</u>
St. John's River Water Management, sub-leases an office space within a building located at 201 SE 2nd Avenue, for an annual amount of \$11,864, in monthly installments due at the first of each month.	<u>11,864</u>
Phil-Nick's Restaurant leases a space in the commercial building at 37 N Main Street, consisting of approximately 2,187 square feet, paying rental payments in the amount of \$9 per square foot plus applicable taxes, for the month of October - January. Starting February, payments of \$1,405 plus applicable taxes, are due no later than the first of each month. The cost of the leased space is \$232,613, with \$165,181. accumulated depreciation resulting in a \$67,432 carrying value.	<u>17,802</u>
The licensee leased the land at 15 SW 2nd Street, for \$100 monthly, plus applicable taxes. Payment is due no later than the first of each month. The cost of the land is \$5,596.	<u>1,200</u>
The licensee leased the Moses E. Levy Grant for Cattle Grazing. Payment of 1/3 of \$5,200 is due annually, in advance of each Lease year. The cost of the land is \$520,000.	<u>1,733</u>
TOTAL OPERATING LEASES	<u><u>\$ 128,875</u></u>

ALACHUA COUNTY, FLORIDA
NOTES TO FINANCIAL STATEMENTS
SEPTEMBER 30, 2010

(3) The following is a schedule by year of future minimum rental payments required under operating leases that have remaining cancellable lease terms in excess of one year:

Fiscal year ending September 30	Lease receivable
2011	\$ 129,090
2012	120,201
2013	123,265
2014	126,421
2015	18,062
TOTAL	\$ 517,039

(4) The landfill post closure care commitments are discussed in Note 1.D.8.

(5) Other significant outstanding contracts at September 30, 2010, are as follows:

Amount	Vendor Name	Description
\$ 390,191	Advantek Consulting Engineering Inc.	Jail energy conservation measures
207,095	Aecom Technical Services Inc.	Construction plans for CR 337 resurfacing
103,520	Causseaux, Hewett & Walpole Inc.	Design of SW 75th Street resurfacing
114,968	HDR Engineering Inc	Engineering for NW 16th Ave/23rd Ave resurfacing
226,800	HDR Engineering Inc	Engineering for SW 20th Ave Bridge & turn lane
566,941	HNTB Inc	Construction plans for SW 61st St/SW 24th Ave intersection
144,318	Maudlin International Trucks Inc	Purchase of heavy equipment
112,563	PPI Construction Management Inc	Jonesville Park construction
239,028	School Board of Alachua County	Teen Zone grant for Schools
215,300	Skinner Vignola Mclean Inc.	Design of Kanapaha Park Community Center
153,325	Steiner-Atlantic Corp.	Jail energy conservation measures
295,610	V E Whitehurst	Construction of SW 122nd St resurfacing
247,214	W W Gay Fire & Integrated Systems	Courthouse fire alarm system upgrade

ALACHUA COUNTY, FLORIDA
NOTES TO FINANCIAL STATEMENTS
SEPTEMBER 30, 2010

B. Contingencies

- (1) Risk Management contingencies are discussed in Note 10.
- (2) Grant Funding

The County participates in a number of federally and state assisted programs that are subject to program compliance audits. For the year ended September 30, 2010, the County's financial statements are subject to single audits as required by OMB Circular A-133 and the Florida Single Audit Act. It is the opinion of management that no material liabilities will result from such audits.

- (3) Pending Litigation

The County is contingently liable with respect to lawsuits and other claims incidental to the ordinary course of its operations. In the opinion of County management, based on the advice of legal counsel, the ultimate disposition of these lawsuits and claims will not have a material adverse effect on the financial position of the County.

- (4) Post employment benefits are discussed in Note 9.B.

- (5) Solid Waste System

The County owns four closed landfills including the Southwest Landfill. If contamination levels were to increase in these landfills, the County could be liable for remediation actions. The remediation costs could range between \$0 and \$3 million depending on the severity of contamination detected and the number of landfill site(s) contaminated. In the worst-case scenario, remediation costs would not be incurred until after 2010.

NOTE 14 - RELATED PARTY TRANSACTIONS

The Alachua County Housing Authority is a related organization of Alachua County. Alachua County has contracted with the Alachua County Housing Authority to administer and distribute funds for housing rehabilitation and temporary relocation from the Community Development Block Grant and the State Housing Initiative Partnership Program.

The Alachua County Library District is a related organization of Alachua County. The County Attorney provides legal services and the Clerk of the Court provides accounting and treasury services to the Library District. Three of the Alachua County Board of County Commissioners serve on the Library Governing Board.

NOTE 15 – SUBSEQUENT EVENTS

At the December 12, 2010 Board of County Commissioner meeting, final approval was given for the issuance of \$15 million in Alachua County Forever Limited General Obligation bonds. This money will be used to refund certain related outstanding obligations of the County and to acquire and improve environmentally significant land to protect water resources, wildlife habitats and natural areas suitable for resource-based recreation.

NOTE 16 – FUTURE ACCOUNTING PRONOUNCEMENT

GASB Statement No. 54, Fund Balance Reporting and Governmental Fund Type Definitions, will be effective for the County's fiscal year beginning October 1, 2010. The objectives of Statement No. 54 are to enhance the usefulness of fund balance information and clarify the existing governmental fund type definitions. The County is currently evaluating the effects this statement will have on its financial statements for the year ending September 30, 2011.

**REQUIRED
SUPPLEMENTARY
INFORMATION**

This page intentionally left blank.

SCHEDULE OF REVENUES, EXPENDITURES AND
 CHANGES IN FUND BALANCES - BUDGET AND ACTUAL
 GENERAL FUND
 FOR THE YEAR ENDED SEPTEMBER 30, 2010

	BUDGETED AMOUNTS			VARIANCE WITH FINAL BUDGET - POSITIVE (NEGATIVE)
	ORIGINAL	FINAL	ACTUAL	
REVENUES				
Taxes	\$ 96,306,508	\$ 96,559,680	\$ 97,871,302	\$ 1,311,622
Permits and fees	253,172	-	-	-
Intergovernmental	4,433,575	4,433,575	4,821,816	388,241
Charges for services	10,108,061	10,122,911	10,059,378	(63,533)
Fines and forfeitures	13,533	13,533	39,600	26,067
Investment income	820,000	820,000	856,285	36,285
Miscellaneous	2,889,922	2,920,148	3,770,250	850,102
Total revenue	<u>114,824,771</u>	<u>114,869,847</u>	<u>117,418,631</u>	<u>2,548,784</u>
EXPENDITURES				
Current:				
General government	24,063,571	24,957,164	22,968,496	1,988,668
Public safety	17,270,859	19,992,828	18,965,249	1,027,579
Physical environment	1,883,564	1,944,774	1,756,690	188,084
Economic environment	1,338,930	1,359,297	1,254,528	104,769
Human services	11,401,923	11,591,776	9,880,310	1,711,466
Culture and recreation	475,426	482,975	397,010	85,965
Court cost	7,577,612	7,747,405	7,293,083	454,322
Reserve for contingency	5,506,392	3,062,118	-	3,062,118
Total expenditures	<u>69,518,277</u>	<u>71,138,337</u>	<u>62,515,366</u>	<u>8,622,971</u>
Excess of revenues over expenditures	<u>45,306,494</u>	<u>43,731,510</u>	<u>54,903,265</u>	<u>11,171,755</u>
OTHER FINANCING SOURCES (USES)				
Transfers in	5,883,489	5,837,689	7,285,861	1,448,172
Transfers out	(58,681,786)	(57,777,952)	(57,689,352)	88,600
Sale of capital assets	318,720	318,720	21,104	(297,616)
Total other financing sources and (uses)	<u>(52,479,577)</u>	<u>(51,621,543)</u>	<u>(50,382,387)</u>	<u>1,239,156</u>
Net change in fund balances	(7,173,083)	(7,890,033)	4,520,878	12,410,911
Fund balances - beginning	<u>7,173,083</u>	<u>7,890,033</u>	<u>9,956,228</u>	<u>2,066,195</u>
Fund balances - ending	<u>\$ -</u>	<u>\$ -</u>	<u>\$ 14,477,106</u>	<u>\$ 14,477,106</u>

ALACHUA COUNTY, FLORIDA
 SCHEDULE OF REVENUES, EXPENDITURES AND
 CHANGES IN FUND BALANCES - BUDGET AND ACTUAL
 CHOICES
 FOR THE YEAR ENDED SEPTEMBER 30, 2010

	BUDGETED AMOUNTS			VARIANCE WITH
	ORIGINAL	FINAL	ACTUAL	FINAL BUDGET - POSITIVE (NEGATIVE)
REVENUES				
Taxes	\$ 8,397,408	\$ 8,397,408	\$ 7,776,737	\$ (620,671)
Investment income	-	-	634,910	634,910
Miscellaneous	-	-	14,027	14,027
Total revenue	8,397,408	8,397,408	8,425,674	28,266
EXPENDITURES				
Current:				
Human services	8,397,408	8,484,420	7,929,206	555,214
Reserve for contingency	-	39,000,000	-	39,000,000
Total expenditures	8,397,408	47,484,420	7,929,206	39,555,214
Excess (deficiency) of revenues over (under) expenditures	-	(39,087,012)	496,468	39,583,480
Fund balances - beginning	-	39,087,012	40,507,870	1,420,858
Fund balances - ending	\$ -	\$ -	\$ 41,004,338	\$ 41,004,338

ALACHUA COUNTY, FLORIDA
SCHEDULE OF REVENUES, EXPENDITURES AND
CHANGES IN FUND BALANCES - BUDGET AND ACTUAL
MSTU - UNINCORPORATED SERVICES
FOR THE YEAR ENDED SEPTEMBER 30, 2010

	BUDGETED AMOUNTS			VARIANCE WITH FINAL BUDGET - POSITIVE (NEGATIVE)
	ORIGINAL	FINAL	ACTUAL	
REVENUES				
Taxes	\$ 3,783,207	\$ 3,783,207	\$ 3,758,538	\$ (24,669)
Permits and fees	164,222	164,222	125,385	(38,837)
Intergovernmental	1,016,500	1,016,500	939,997	(76,503)
Charges for services	71,150	71,150	112,869	41,719
Investment income	77,000	77,000	19,987	(57,013)
Miscellaneous	-	-	27,358	27,358
Total revenues	<u>5,112,079</u>	<u>5,112,079</u>	<u>4,984,134</u>	<u>(127,945)</u>
EXPENDITURES				
Current:				
General government	1,605,752	1,605,752	1,470,443	135,309
Public safety	403,789	415,789	412,032	3,757
Physical environment	519,479	674,032	583,885	90,147
Transportation	909,512	1,029,282	784,959	244,323
Economic environment	961,006	953,429	893,924	59,505
Culture and recreation	1,240,635	1,240,635	1,047,611	193,024
Reserve for contingency	243,693	243,693	-	243,693
Total expenditures	<u>5,883,866</u>	<u>6,162,612</u>	<u>5,192,854</u>	<u>969,758</u>
Excess (deficiency) of revenues over (under) expenditures	<u>(771,787)</u>	<u>(1,050,533)</u>	<u>(208,720)</u>	<u>841,813</u>
OTHER FINANCING SOURCES (USES)				
Transfers in	255,398	255,398	240,989	(14,409)
Transfers out	-	-	(412,000)	(412,000)
Sale of capital assets	-	-	524	524
Total other financing sources and (uses)	<u>255,398</u>	<u>255,398</u>	<u>(170,487)</u>	<u>(425,885)</u>
Net change in fund balances	(516,389)	(795,135)	(379,207)	415,928
Fund balances - beginning	<u>516,389</u>	<u>795,135</u>	<u>980,156</u>	<u>185,021</u>
Fund balances - ending	<u>\$ -</u>	<u>\$ -</u>	<u>\$ 600,949</u>	<u>\$ 600,949</u>

ALACHUA COUNTY, FLORIDA
SCHEDULE OF REVENUES, EXPENDITURES AND
CHANGES IN FUND BALANCES - BUDGET AND ACTUAL
MSTU - LAW ENFORCEMENT
FOR THE YEAR ENDED SEPTEMBER 30, 2010

	BUDGETED AMOUNTS			VARIANCE WITH FINAL BUDGET - POSITIVE (NEGATIVE)
	ORIGINAL	FINAL	ACTUAL	
REVENUES				
Taxes	\$ 15,391,138	\$ 15,391,138	\$ 15,480,802	\$ 89,664
Permits and fees	-	-	20	20
Investment income	23,000	23,000	49,484	26,484
Miscellaneous	-	-	108,352	108,352
Total revenues	15,414,138	15,414,138	15,638,658	224,520
EXPENDITURES				
Current: General government	191,304	191,304	175,042	16,262
Public safety	66,946	156,873	155,730	1,143
Reserve for contingency	814,953	725,026	-	725,026
Total expenditures	1,073,203	1,073,203	330,772	742,431
Excess of revenues over expenditures	14,340,935	14,340,935	15,307,886	966,951
OTHER FINANCING SOURCES (USES)				
Transfers in	1,032,914	1,032,914	1,039,970	7,056
Transfers out	(16,036,029)	(16,036,029)	(15,952,470)	83,559
Total other financing sources and (uses)	(15,003,115)	(15,003,115)	(14,912,500)	90,615
Net change in fund balances	(662,180)	(662,180)	395,386	1,057,566
Fund balances - beginning	662,180	662,180	1,062,606	400,426
Fund balances - ending	\$ -	\$ -	\$ 1,457,992	\$ 1,457,992

ALACHUA COUNTY, FLORIDA
SCHEDULE OF REVENUES, EXPENDITURES AND
CHANGES IN FUND BALANCES - BUDGET AND ACTUAL
MSTU - FIRE PROTECTION
FOR THE YEAR ENDED SEPTEMBER 30, 2010

	BUDGETED AMOUNTS			VARIANCE WITH FINAL BUDGET - POSITIVE (NEGATIVE)
	ORIGINAL	FINAL	ACTUAL	
REVENUES				
Taxes	\$ 10,990,123	\$ 10,990,123	\$ 11,111,954	\$ 121,831
Permits and fees	-	-	2,954	2,954
Intergovernmental	34,058	34,058	36,667	2,609
Charges for services	1,164,682	1,164,682	1,108,871	(55,811)
Investment income	70,000	70,000	38,335	(31,665)
Miscellaneous	-	-	81,397	81,397
Total revenues	<u>12,258,863</u>	<u>12,258,863</u>	<u>12,380,178</u>	<u>121,315</u>
EXPENDITURES				
Current: General government	135,932	135,932	120,780	15,152
Public safety	12,523,542	13,137,477	12,041,071	1,096,406
Reserve for contingency	637,177	23,242	-	23,242
Total expenditures	<u>13,296,651</u>	<u>13,296,651</u>	<u>12,161,851</u>	<u>1,134,800</u>
Excess (deficiency) of revenues over (under) expenditures	<u>(1,037,788)</u>	<u>(1,037,788)</u>	<u>218,327</u>	<u>1,256,115</u>
OTHER FINANCING SOURCES (USES)				
Transfers in	700,708	700,708	721,904	21,196
Transfers out	<u>(566,744)</u>	<u>(566,744)</u>	<u>(539,672)</u>	<u>27,072</u>
Total other financing sources and (uses)	<u>133,964</u>	<u>133,964</u>	<u>182,232</u>	<u>48,268</u>
Net change in fund balances	(903,824)	(903,824)	400,559	1,304,383
Fund balance - beginning	<u>903,824</u>	<u>903,824</u>	<u>1,185,990</u>	<u>282,166</u>
Fund balance - ending	<u>\$ -</u>	<u>\$ -</u>	<u>\$ 1,586,549</u>	<u>\$ 1,586,549</u>

ALACHUA COUNTY, FLORIDA
SCHEDULE OF REVENUES, EXPENDITURES AND
CHANGES IN FUND BALANCES - BUDGET AND ACTUAL
GAS TAX USES
FOR THE YEAR ENDED SEPTEMBER 30, 2010

	BUDGETED AMOUNTS			VARIANCE WITH
	ORIGINAL	FINAL	ACTUAL	FINAL BUDGET - POSITIVE (NEGATIVE)
REVENUES				
Taxes	\$ 4,034,015	\$ 4,034,015	\$ 3,689,475	\$ (344,540)
Intergovernmental	60,000	60,000	65,724	5,724
Charges for services	776,050	776,050	1,603,228	827,178
Investment income	-	-	285	285
Miscellaneous	15,000	15,000	73,907	58,907
Total revenues	<u>4,885,065</u>	<u>4,885,065</u>	<u>5,432,619</u>	<u>547,554</u>
EXPENDITURES				
Current:				
General government	-	-	585	(585)
Public safety	-	-	-	-
Physical environment	137,600	166,450	119,300	47,150
Transportation	9,310,447	10,447,935	8,973,696	1,474,239
Reserve for contingency	738,213	493,255	-	493,255
Total expenditures	<u>10,186,260</u>	<u>11,107,640</u>	<u>9,093,581</u>	<u>2,014,059</u>
Excess (deficiency) of revenues over (under) expenditures	<u>(5,301,195)</u>	<u>(6,222,575)</u>	<u>(3,660,962)</u>	<u>2,561,613</u>
OTHER FINANCING SOURCES (USES)				
Transfers in	2,851,195	3,006,237	3,006,401	164
Sale of capital assets	50,000	50,000	1,392	(48,608)
Total other financing sources and (uses)	<u>2,901,195</u>	<u>3,056,237</u>	<u>3,007,793</u>	<u>(48,444)</u>
Net change in fund balances	(2,400,000)	(3,166,338)	(653,169)	2,513,169
Fund balances - beginning	<u>2,400,000</u>	<u>3,166,338</u>	<u>3,291,672</u>	<u>125,334</u>
Fund balances - ending	<u>\$ -</u>	<u>\$ -</u>	<u>\$ 2,638,503</u>	<u>\$ 2,638,503</u>

ALACHUA COUNTY, FLORIDA
SCHEDULE OF REVENUES, EXPENDITURES AND
CHANGES IN FUND BALANCES - BUDGET AND ACTUAL
SHERIFF
FOR THE YEAR ENDED SEPTEMBER 30, 2010

	BUDGETED AMOUNTS			VARIANCE WITH FINAL BUDGET - POSITIVE (NEGATIVE)
	ORIGINAL	FINAL	ACTUAL	
REVENUES	\$ -	\$ -	\$ -	\$ -
EXPENDITURES				
Current:				
Public safety	62,798,986	62,821,779	62,162,613	659,166
Court cost	2,698,766	2,698,766	2,687,045	11,721
Total expenditures	65,497,752	65,520,545	64,849,658	670,887
Excess (deficiency) of revenues over (under) expenditures	(65,497,752)	(65,520,545)	(64,849,658)	670,887
OTHER FINANCING SOURCES (USES)				
Transfers in	65,497,752	65,497,752	65,497,752	-
Transfers out	-	-	(670,887)	(670,887)
Sale of capital assets	-	22,793	22,793	-
Total other financing sources and (uses)	65,497,752	65,520,545	64,849,658	(670,887)
Net change in fund balances	-	-	-	-
Fund balances - beginning	-	-	183,228	183,228
Fund balances - ending	\$ -	\$ -	\$ 183,228	\$ 183,228

ALACHUA COUNTY, FLORIDA
NOTES TO SCHEDULE OF REVENUES, EXPENDITURES AND CHANGES IN FUND
BALANCES – BUDGET AND ACTUAL
FOR THE YEAR ENDED SEPTEMBER 30, 2010

Revenue and expenditures in governmental funds are controlled by a formal integrated budgetary accounting system in accordance with Florida Statutes. An annual budget is adopted by the Alachua County Board of County Commissioners for all governmental fund types.

Alachua County's annual budgets are monitored at varying levels of classification detail. However, for purposes of budgetary control, expenditures cannot legally exceed the total annual budget appropriations at the individual fund level. All appropriations, except for amounts corresponding to outstanding encumbrances, lapse at year-end.

Original and amended budgets, as well as budget to actual comparisons are provided in the financial statements for all governmental funds. The amended budget amounts presented have been adjusted for legally authorized amendments of the annual budget during the year by the Alachua County Board of County Commissioners. Budgets are prepared on the modified accrual (GAAP) basis of accounting.

**ALACHUA COUNTY BOARD OF COUNTY COMMISSIONERS
 REQUIRED SUPPLEMENTAL INFORMATION
 OTHER POST EMPLOYMENT BENEFITS (OPEB)
 SEPTEMBER 30, 2010**

See Note 9.B. starting on page 76 for detailed information on the County's OPEB Plan

SCHEDULE OF FUNDING PROGRESS

Actuarial Valuation Date	Actuarial Value of Assets (A)	Actuarial Accrued Liability (AAL)- Unit Cost (B)	Unfunded AAL (UAAL) (B-A)	Funded Ratio (A/B)	Total Annual Payroll at Valuation Date (C)	UAAL as % of Covered Payroll (B-A)/C
10/1/2009	\$ 600,000	\$ 14,208,000	\$ 13,608,000	4.2%	\$98,391,002	13.8%
10/1/2008	441,000	13,832,000	13,391,000	3.2%	93,336,205	14.3%
10/1/2007	-	12,086,000	12,086,000	0.0%	92,412,084	13.1%

SCHEDULE OF EMPLOYER CONTRIBUTIONS

Valuation Date	End of Plan Year to which Valuation Applies	Actual Covered Payroll for Current Period (A)	Required Employer Contribution Amount (B)	Required Employer Contribution % Payroll (B/A)	Actual Employer Contributions	Percentage Contributed
10/1/2009	9/30/2010	\$ 93,392,506	\$ 1,348,000	1.44%	\$ 1,348,000	100%
10/1/2008	9/30/2009	99,384,850	1,300,000	1.31%	1,300,000	100%
10/1/2007	9/30/2008	98,890,398	1,218,000	1.23%	1,218,000	100%

This page intentionally left blank.

**SUPPLEMENTAL
INFORMATION**

This page intentionally left blank.

NONMAJOR GOVERNMENTAL FUNDS

SPECIAL REVENUE FUNDS

STORMWATER MANAGEMENT (146) – To account for expenditures and any related revenues to be used for stormwater capital improvements, maintenance and water quality. Eventually the Board may approve a special assessment to pay for such improvements, but as of FY2010, the Board has chosen only to fund a stormwater study via a transfer from the General Fund done in FY2007.

MUNICIPAL SERVICES BENEFIT UNIT – REFUSE COLLECTION (148) - This fund was established effective October 1, 1984 by Ordinance 84-7 and amended by Ordinance 97-4, which was passed on May 13, 1997. This fund accounts for all revenues and expenditures related to refuse/garbage collection within the mandatory designated County collection areas in accordance with Florida Statute 403.706(1).

DRUG AND LAW ENFORCEMENT (811) – To account for the receipt and use of funds designated for the criminal justice area. Sub-funds included are:

Metamorphosis 7/10 – 6/11 (024)	Comstat – 2010-DJ-BX-1596 (041)
Enhanced Tower/Comm. Project (042)	FDLE POP Grant (045)
FDLE Project Administration FY10 (046)	FY09 Recovery Act Justice Assist Grant (077)
FDLE Byrne Grant-Drug Treatment (093)	Comstat – POP Grant FY08 (113)
Law Enforcement Training (159)	Law Enforcement Trust (161)
Alcohol & Other Drug Abuse (221)	Metamorphosis 7/08 – 6/09 (255)
Metamorphosis 7/09 – 6/10 (256)	Crime Prevention FS 775.083(2) (257)

ENVIRONMENTAL (812) – To account for the revenue and expenditure of funds designated for environmentally related efforts. Sub-funds included are:

Boating Improvement Program (043)	FDEP SQG Program Grant (070)
NPDES Stormwater Cleanup (087)	Environmental Protection City Review (108)
FDEP Ambient Groundwater (116)	FDEP Petroleum Cleanup Contract (123)
FDEP Tank Inspection Contract (125)	Hazardous Material Code-Env Prot (178)
Pollution Recovery Fund (180)	FDEP Petroleum Cleanup FY 02-05 (201)
USEPA Cabot Koppers Grant (223)	Santa Fe Hills Water System (235)
FDEP Hazardous Waste Coop (236)	Water Quality Protection (260)

COURT RELATED (813) – To account for the revenue and expenditures of funds relating to court operations. Included sub-funds are as follows:

Criminal Justice Diversion Resource Coordinator Grant (040)	
Criminal Justice Mental Health Substance Abuse Reinvestment Grant FY07/08 (064)	
Judicial Circuitwide Technology Billing (066)	Teen Court/Other Juvenile Pgms 939.185 (073)
Innovative Court Programs 939.185 (075)	Court Technology 28.24 (076)
No Wrong Door (100)	Dori Slosberg Driver Educational Safety (106)
FY09 Justice Assistance Grant Program (115)	Juvenile Dependency Mediation 08/09 (132)
Anti-Drug Initiative Program FY10 (186)	Child Support Enforce Incent Program (216)
Legal Aid Program (238)	

EMERGENCY SERVICES (814) - To account for the revenue and expenditure of grant funds used for fire rescue, emergency management, E-911 and disaster relief. (In FY10, the portion of sub-funds supported by transfers from the General Fund and MSTU were moved to those funds.) Current sub-funds included are:

DCA Emergency Management Base FY09 (016)	EMS Trust FY09 (020)
Community Emergency Response Team (022)	Intergov Radio Communication Program (072)
EMPG Federal Grant 7/10-6/11 (088)	2008 Homeland Security Grant (111)
State Homeland Security Grant SFY09 (119)	DCA Emergency mgt Base FY10 (120)
EMS Trust FY10 (121)	Emergency Communications E-911 Sys (126)
Combined Communications Center (144)	E-911 State Grant Pgm S2-09-03-21 (154)
FEMA Disaster Relief (164)	Federal SHSGP MARC Unit FY07 (182)
Federal SHSGP MARC Unit Equip FY08 (184)	Federal SHSGP WMD Training FY09 (185)
Federal Hazardous Materials FY02 (193)	Federal SHSGP CERT Grant 2009 (194)
Federal SHSGP Citizen Corps Grant 2009 (195)	

HOUSING & LAND DEVELOPMENT (815) – To account for the revenue and expenditure of funds designated for local affordable housing projects and land development uses. Sub-funds are as follows:

CDBG FY08 Disaster Recovery Grant (124)	Impact Fee SW District (156)
CDBG Neighborhood Stabilization (203)	Community Development Block Grant (204)
HUD Economic Development Initiatives 2005 (240)	

COMMUNITY SERVICES (816) – To account for the receipt and use of funds designated for projects related to the improvement of community services. Sub-funds included are:

FDLE VOCA FY2010 (023)	Foster Grandparents FY2009 (048)
Sugarfoot Preservation Spec Assessment (057)	Life Line Grant (059)
FCASV FY07 (061)	Teen Zone Grant 6/10-7/12 (084)
VETS – Homeless Veterans Program (105)	07RCP17 FCASV 07/09-06/10 (131)
09OAG17 FCASV 07/09-06/10 (140)	FDOT 5311 Transportation Funding (151)
10RCP17 FCASV 7/10-6/11 (188)	10OAG17 FCASV 7/10-6/11 (189)
RSVP FY2010 (190)	Foster Grandparents 4/10-3/11 (192)
Choose Life License Plate (234)	GPD Violence Against Women FY05 (263)

TOURISM (817) – To account for revenues and expenditures of the County’s three percent Tourist Development Tax per Florida Statutes Section 125.0104, and for other related funds designated for the enhancement of tourism. Sub-funds are as follows:

Tourist Development – Visitors Conv (002)	Tourist Development– Sports Commission (004)
Tourist Development – Grants (005)	Tourist Development – Arts Alliance (006)
Development-4 th & 6 th Cent Tax (150)	Tourist Development Tax Fund (168)

OTHER SPECIAL REVENUE (818) – To account for revenues and expenditures not falling into other categories, including donations made to the County. Included sub-funds are as follows:

Animal Services Grant Fund (015)	Alachua County Fairgrounds Management (128)
Donations Fund (167)	

SHIP (823) – To account for revenues and expenditures for the Local Housing Assistance Program.

Local Housing Assistance FY09-10 (242)	Local Housing Assistance FY06-07 (249)
Local Housing Assistance FY07-08 (250)	Local Housing Assistance FY08-09 (251)

SUPERVISOR OF ELECTIONS

CONSTITUTIONAL OFFICER – SUPERVISOR OF ELECTIONS – To account for Supervisor of Elections’ operations.

TAX COLLECTOR

CONSTITUTIONAL OFFICER – TAX COLLECTOR – To account for fees collected and funds disbursed in the operations of the Tax collector.

CLERK OF THE COURT

CONSTITUTIONAL OFFICER – CLERK OF THE COURT – To account for general operations of the Clerk of the Court.

FINE AND FORFEITURE FUND – This fund was established pursuant to Chapter 2004-265 Laws of Florida to account for court related revenues and expenditures and are required to be reported separately from the Clerk’s general fund activities.

CLERK – OTHER SPECIAL REVENUE – This fund includes the Foreclosure Economic Recovery Fund which is used to account for appropriations provided pursuant to Chapter 2010-162 laws of Florida section 40 for workload associated with foreclosure and economic recovery.

OFFICIAL RECORDS MODERNIZATION – To account for funds generated by recording fees and court fines to upgrade the handling of official records and technology needs of courts.

SHERIFF

SHERIFF – OTHER SPECIAL REVENUE FUNDS – To account for the proceeds of specific revenue sources for the Alachua County Sheriff. Sub-funds included are:

- | | |
|---------------------------------------|-------------------------------------|
| Juvenile Programs | Crime Prevention/Safe Neighborhood |
| Inmate Welfare | Records Management System |
| False Alarm Reduction | HIDTA Grant |
| COMSTAT Tactical Unit | Problem Oriented Policing (POP) |
| SHSP-Issue 20 | Gainesville-Alachua Drug Task Force |
| CJMHSAR Meridian Grant | Anti-firearms and Violence Grant |
| Restitution | SHSP Issue 807B Grant |
| SHSP Issue 806A Grant | SHSP Issue 813 Grant |
| Federal Law Enforcement Trust Fund | Extra Duty |
| Victim Advocate Grant | Teen Court Program |
| Invest Domestic Violence Deputy Grant | ICAC Grant |
| Radio Tower Grant Direct | Invest FCADV Grant |
| PE&TI Grant | FEMA Wind Retrofit Grant |
| Safety Belt Enforcement Grant | EDICS SHSGP Grant |
| Training Fund | |

PROPERTY APPRAISER

CONSTITUTIONAL OFFICER - PROPERTY APPRAISER - To account for operations of the Property Appraiser.

DEBT SERVICE FUND (819)

MAJOR FUND – BUDGETARY COMPARISON ONLY – See page 44 in the Notes for further information and pages 27 and 31 in the Basic Financial Statements for other financial information.

CAPITAL PROJECT FUNDS

MAJOR CAPITAL PROJECT FUNDS – BUDGETARY COMPARISON ONLY – See page 44 in the Notes for further information and pages 27-28 and 31-32 in the Basic Financial Statements for other financial information:

- | | |
|-----------------------------------|---------------------------------|
| Other Capital Projects (820) | Transportation Trust Fund (824) |
| Wild Spaces & Public Places (825) | |

NON-MAJOR CAPITAL PROJECT FUNDS –

Alachua County Forever – Legacy Lands Program (822) – This fund is used to account for Alachua County Forever Bond Proceeds and subsequent property acquisitions of environmentally sensitive lands. The voters of Alachua County approved a bond referendum on November 7, 2000 and the Board of County Commissioners approved ordinances 00-13 and 01-23 to establish the Land Conservation Board and ordinances 00-100, 01-126, 01-137 and 01-137 detailing the land acquisition process. Subfunds include:

- | | |
|--|---|
| Legacy Lands Program (326) | 2003 AC Forever G.O. Bond Capital (331) |
| AC Forever G.O. Bond Capital 2 nd Issue (344) | |

Capital Preservation (826) – This fund is used to account for the maintenance and preservation of existing County facilities.

ALACHUA COUNTY, FLORIDA
 COMBINING BALANCE SHEET
 NONMAJOR GOVERNMENTAL FUNDS
 SEPTEMBER 30, 2010

	SPECIAL REVENUE FUNDS			
	146	148	811	812
	<u>STORMWATER MANAGEMENT</u>	<u>MSBU REFUSE COLLECTION</u>	<u>DRUG & LAW ENFORCEMENT</u>	<u>ENVIRONMENTAL</u>
ASSETS				
Equity in pooled cash and investments	\$ 31,898	\$ 5,616,631	\$ 345,250	\$ 578,481
Other cash and equivalents	-	-	-	-
Investments	-	-	-	-
Accounts receivable	-	158,570	2,922	2,449
Due from other funds	-	38,105	2,796	-
Due from other governments	-	11,993	118,362	79,641
Inventories	-	-	-	-
Prepaid items	-	-	900	-
Total assets	<u>\$ 31,898</u>	<u>\$ 5,825,299</u>	<u>\$ 470,230</u>	<u>\$ 660,571</u>
LIABILITIES AND FUND BALANCES				
Liabilities:				
Accounts payable and accrued liabilities	9,101	313,378	35,582	36,910
Contracts payable	-	-	-	-
Due to individuals	-	-	-	1,124
Due to other funds	-	110	82,387	190,655
Due to other governments	-	632	450	-
Deposits	-	-	-	2,775
Deferred revenue	-	-	439,093	-
Total liabilities	<u>9,101</u>	<u>314,120</u>	<u>557,512</u>	<u>231,464</u>
Fund balances reserved for:				
Encumbrances	22,753	1,000	-	17,500
Records modernization	-	-	-	-
Mapping projects	-	-	-	-
Inventory & prepaid items	-	-	900	-
Unreserved-undesignated, reported in:				
Special revenue funds	44	5,510,179	(88,182)	411,607
Capital project funds	-	-	-	-
Total fund balances	<u>22,797</u>	<u>5,511,179</u>	<u>(87,282)</u>	<u>429,107</u>
Total liabilities and fund balances	<u>\$ 31,898</u>	<u>\$ 5,825,299</u>	<u>\$ 470,230</u>	<u>\$ 660,571</u>

SPECIAL REVENUE FUNDS						
813	814	815	816	817	818	823
COURT RELATED	EMERGENCY SERVICES	HOUSING & LAND DEVELOPMENT	COMMUNITY SERVICES	TOURISM	OTHER SPECIAL REVENUE	SHIP LOCAL HOUSING ASSISTANCE
\$ 868,975	\$ 4,229,216	\$ 386,380	\$ 551,314	\$ 2,887,811	\$ 308,243	\$ 130,746
-	-	-	-	1,000	-	-
-	-	-	-	-	-	-
8,244	86,192	75	-	57,858	-	4,550
-	58,360	-	332	-	-	-
242,480	677,914	1,008,095	147,537	-	-	-
-	-	718,297	-	-	-	-
-	-	259,678	-	-	-	-
<u>\$ 1,119,699</u>	<u>\$ 5,051,682</u>	<u>\$ 2,372,525</u>	<u>\$ 699,183</u>	<u>\$ 2,946,669</u>	<u>\$ 308,243</u>	<u>\$ 135,296</u>
74,995	123,255	207,462	59,246	88,572	2,445	27,521
-	-	12,688	-	-	-	-
-	-	-	-	-	-	-
306,933	969,775	1,173,800	209,563	-	-	-
31,034	348,958	600	12,530	20,000	-	-
-	-	-	-	-	4,000	-
345,002	341,529	259,678	-	-	-	-
<u>757,964</u>	<u>1,783,517</u>	<u>1,654,228</u>	<u>281,339</u>	<u>108,572</u>	<u>6,445</u>	<u>27,521</u>
12,871	2,031,556	285,251	239,028	5,538	-	45,188
-	-	-	-	-	-	-
-	-	-	-	-	-	-
-	-	977,975	-	-	-	-
348,864	1,236,609	(544,929)	178,816	2,832,559	301,798	62,587
-	-	-	-	-	-	-
<u>361,735</u>	<u>3,268,165</u>	<u>718,297</u>	<u>417,844</u>	<u>2,838,097</u>	<u>301,798</u>	<u>107,775</u>
<u>\$ 1,119,699</u>	<u>\$ 5,051,682</u>	<u>\$ 2,372,525</u>	<u>\$ 699,183</u>	<u>\$ 2,946,669</u>	<u>\$ 308,243</u>	<u>\$ 135,296</u>

ALACHUA COUNTY, FLORIDA
 COMBINING BALANCE SHEET
 NONMAJOR GOVERNMENTAL FUNDS
 SEPTEMBER 30, 2010

SPECIAL REVENUE FUNDS

	CONSTITUTIONAL OFFICER SUPERVISOR OF ELECTIONS	CONSTITUTIONAL OFFICER TAX COLLECTOR	CONSTITUTIONAL OFFICER CLERK OF COURT	FINE AND FORFEITURE FUND	OFFICIAL RECORDS MODERNIZATION
ASSETS					
Equity in pooled cash and investments	\$ 692,090	\$ -	\$ -	\$ -	\$ -
Other cash and equivalents	-	1,911,855	132,390	715,760	85,733
Investments	-	-	-	-	820,707
Accounts receivable	234	-	-	-	274
Due from other funds	-	585,953	299	20,554	151
Due from other governments	9,103	285,398	571	42,357	-
Inventories	-	-	-	-	-
Prepaid items	-	-	-	-	44,257
Total assets	\$ 701,427	\$ 2,783,206	\$ 133,260	\$ 778,671	\$ 951,122
LIABILITIES AND FUND BALANCES					
Liabilities:					
Accounts payable and accrued liabilities	207,186	164,446	92,347	91,914	9,532
Contracts payable	-	-	-	-	-
Due to individuals	-	-	-	271,011	-
Due to other funds	324,326	2,278,437	35,913	-	-
Due to other governments	-	340,323	-	-	-
Deposits	-	-	-	-	-
Deferred revenue	-	-	-	243,861	-
Total liabilities	531,512	2,783,206	128,260	606,786	9,532
Fund balances reserved for:					
Encumbrances	-	-	-	-	-
Records modernization	-	-	-	-	598,404
Mapping projects	-	-	-	-	-
Inventory & prepaid items	-	-	-	-	44,257
Unreserved-undesignated, reported in:					
Special revenue funds	169,915	-	5,000	171,885	298,929
Capital project funds	-	-	-	-	-
Total fund balances	169,915	-	5,000	171,885	941,590
Total liabilities and fund balances	\$ 701,427	\$ 2,783,206	\$ 133,260	\$ 778,671	\$ 951,122

SPECIAL REVENUE FUNDS			CAPITAL PROJECT FUNDS		TOTAL NONMAJOR FUNDS
CLERK OTHER SPECIAL REVENUE	SHERIFF OTHER SPECIAL REVENUE	CONSTITUTIONAL OFFICER PROPERTY APPRAISER	822 ALACHUA COUNTY FOREVER LEGACY LANDS	826 CAPITAL PRESERVATION	
\$ -	\$ -	\$ -	\$ 3,088,544	\$ 260,783	\$ 19,976,362
-	3,045,442	193,572	-	-	6,085,752
-	-	-	-	-	820,707
-	67,894	-	124,444	1,881	515,587
-	80,392	-	-	16,579	803,521
20,554	640,720	-	-	-	3,284,725
-	-	-	-	-	718,297
-	19,975	-	-	-	324,810
<u>\$ 20,554</u>	<u>\$ 3,854,423</u>	<u>\$ 193,572</u>	<u>\$ 3,212,988</u>	<u>\$ 279,243</u>	<u>\$ 32,529,761</u>
-	87,929	11,597	-	4,859	1,648,277
-	-	-	-	-	12,688
-	-	-	-	-	272,135
20,554	234,881	96,634	-	-	5,923,968
-	228,147	8,121	-	-	990,795
-	-	-	-	-	6,775
-	24,465	-	-	-	1,653,628
<u>20,554</u>	<u>575,422</u>	<u>116,352</u>	<u>-</u>	<u>4,859</u>	<u>10,508,266</u>
-	-	-	-	-	2,660,685
-	-	-	-	-	598,404
-	-	77,220	-	-	77,220
-	19,975	-	-	-	1,043,107
-	3,259,026	-	-	-	14,154,707
-	-	-	3,212,988	274,384	3,487,372
<u>-</u>	<u>3,279,001</u>	<u>77,220</u>	<u>3,212,988</u>	<u>274,384</u>	<u>22,021,495</u>
<u>\$ 20,554</u>	<u>\$ 3,854,423</u>	<u>\$ 193,572</u>	<u>\$ 3,212,988</u>	<u>\$ 279,243</u>	<u>\$ 32,529,761</u>

ALACHUA COUNTY, FLORIDA
 COMBINING STATEMENT OF REVENUES,
 EXPENDITURES AND CHANGES IN FUND BALANCES
 NONMAJOR GOVERNMENTAL FUNDS
 FOR THE YEAR ENDED SEPTEMBER 30, 2010

SPECIAL REVENUE FUNDS

	146	148	811	812	813
	STORMWATER MANAGEMENT	MSBU REFUSE COLLECTION	DRUG & LAW ENFORCEMENT	ENVIRONMENTAL	COURT RELATED
REVENUES					
Taxes	\$ -	\$ -	\$ -	\$ -	\$ -
Permits and fees	-	-	-	46,070	-
Intergovernmental	-	677	454,401	647,043	352,445
Charges for services	-	64,377	193,211	229,791	1,051,540
Fines and forfeitures	-	-	103,981	-	-
Investment income	-	105,793	1,689	-	-
Special assessments and impact fees	-	5,634,232	-	-	-
Private donations	-	-	-	-	-
Miscellaneous	-	90,840	580	(268)	-
Total revenues	-	5,895,919	753,862	922,636	1,403,985
EXPENDITURES					
Current:					
General government	-	65	-	-	-
Public safety	-	-	770,105	-	-
Physical environment	33,908	4,922,301	-	879,623	-
Economic environment	-	-	-	-	-
Human services	-	-	12,397	-	846,116
Culture and recreation	-	-	-	61,798	-
Court cost	-	-	2,181	-	580,025
Excess fees distributed to State	-	-	-	-	-
Capital outlay	-	-	-	-	-
Total expenditures	33,908	4,922,366	784,683	941,421	1,426,141
Excess (deficiency) of revenues over (under) expenditures	(33,908)	973,553	(30,821)	(18,785)	(22,156)
OTHER FINANCING SOURCES (USES)					
Transfers in	-	38,105	404,451	-	166,500
Transfers out	-	-	(816,306)	-	(57,255)
Total other financing sources & (uses)	-	38,105	(411,855)	-	109,245
Net change in fund balances	(33,908)	1,011,658	(442,676)	(18,785)	87,089
Fund balances - beginning	56,705	4,499,521	355,394	447,892	274,646
Fund balances - ending	\$ 22,797	\$ 5,511,179	\$ (87,282)	\$ 429,107	\$ 361,735

SPECIAL REVENUE FUNDS					
814	815	816	817	818	823
EMERGENCY SERVICES	HOUSING & LAND DEVELOPMENT	COMMUNITY SERVICES	TOURISM	OTHER SPECIAL REVENUE	SHIP LOCAL HOUSING ASSISTANCE
\$ -	\$ -	\$ -	\$ 2,367,444	\$ -	\$ -
-	-	-	-	-	-
4,497,724	2,306,084	712,383	-	-	77,651
624,730	-	-	-	-	-
473,981	-	-	-	-	-
50,169	-	-	34,563	-	8,773
-	-	48,675	-	-	-
-	-	2,500	-	43,702	-
2,995	-	-	92,425	42,884	19,055
<u>5,649,599</u>	<u>2,306,084</u>	<u>763,558</u>	<u>2,494,432</u>	<u>86,586</u>	<u>105,479</u>
-	-	-	-	-	-
1,683,313	-	-	-	100	-
-	-	-	-	4,003	-
-	1,538,475	-	2,235,137	93,262	931,006
-	49,312	997,093	-	16,883	-
-	-	12,530	-	-	-
-	-	-	-	4,159	-
-	-	-	-	-	-
-	-	-	-	-	-
<u>1,683,313</u>	<u>1,587,787</u>	<u>1,009,623</u>	<u>2,235,137</u>	<u>118,407</u>	<u>931,006</u>
<u>3,966,286</u>	<u>718,297</u>	<u>(246,065)</u>	<u>259,295</u>	<u>(31,821)</u>	<u>(825,527)</u>
3,286,947	-	312,680	-	20,000	-
(6,815,454)	-	-	-	-	-
<u>(3,528,507)</u>	<u>-</u>	<u>312,680</u>	<u>-</u>	<u>20,000</u>	<u>-</u>
437,779	718,297	66,615	259,295	(11,821)	(825,527)
<u>2,830,386</u>	<u>-</u>	<u>351,229</u>	<u>2,578,802</u>	<u>313,619</u>	<u>933,302</u>
<u>\$ 3,268,165</u>	<u>\$ 718,297</u>	<u>\$ 417,844</u>	<u>\$ 2,838,097</u>	<u>\$ 301,798</u>	<u>\$ 107,775</u>

ALACHUA COUNTY, FLORIDA
 COMBINING STATEMENT OF REVENUES,
 EXPENDITURES AND CHANGES IN FUND BALANCES
 NONMAJOR GOVERNMENTAL FUNDS
 FOR THE YEAR ENDED SEPTEMBER 30, 2010

SPECIAL REVENUE FUNDS

	CONSTITUTIONAL OFFICER SUPERVISOR OF ELECTIONS	CONSTITUTIONAL OFFICER TAX COLLECTOR	CONSTITUTIONAL OFFICER CLERK OF COURT	FINE AND FORFEITURE FUND	OFFICIAL RECORDS MODERNIZATION
REVENUES					
Taxes	\$ -	\$ -	\$ -	\$ -	\$ -
Permits and fees	-	-	-	-	-
Intergovernmental	39,803	-	-	6,089,452	-
Charges for services	212,666	7,132,243	830,535	5,262	340,672
Fines and forfeitures	-	-	-	-	486,743
Investment income	2,994	-	1,541	-	4,525
Special assessments	-	-	-	-	-
Private donations	-	-	-	-	-
Miscellaneous	-	-	2,303	-	33
Total revenues	<u>255,463</u>	<u>7,132,243</u>	<u>834,379</u>	<u>6,094,714</u>	<u>831,973</u>
EXPENDITURES					
Current:					
General government	1,538,316	4,918,217	2,767,834	-	-
Public safety	-	-	-	-	-
Physical environment	-	-	-	-	-
Economic environment	-	-	-	-	-
Human services	-	-	-	-	-
Culture and recreation	-	-	-	-	-
Court cost	-	-	284,413	5,988,280	430,209
Excess fees distributed to State	-	-	-	19,643	-
Capital outlay	-	-	-	-	-
Total expenditures	<u>1,538,316</u>	<u>4,918,217</u>	<u>3,052,247</u>	<u>6,007,923</u>	<u>430,209</u>
Excess (deficiency) of revenues over (under) expenditures	<u>(1,282,853)</u>	<u>2,214,026</u>	<u>(2,217,868)</u>	<u>86,791</u>	<u>401,764</u>
OTHER FINANCING SOURCES (USES)					
Transfers in	1,589,905	-	2,250,175	-	-
Transfers out	<u>(324,326)</u>	<u>(2,214,026)</u>	<u>(32,307)</u>	-	-
Total other financing sources & (uses)	<u>1,265,579</u>	<u>(2,214,026)</u>	<u>2,217,868</u>	<u>-</u>	<u>-</u>
Net change in fund balances	(17,274)	-	-	86,791	401,764
Fund balances - beginning	<u>187,189</u>	<u>-</u>	<u>5,000</u>	<u>85,094</u>	<u>539,826</u>
Fund balances - ending	<u>\$ 169,915</u>	<u>\$ -</u>	<u>\$ 5,000</u>	<u>\$ 171,885</u>	<u>\$ 941,590</u>

SPECIAL REVENUE FUNDS			CAPITAL PROJECT FUNDS		TOTAL NONMAJOR FUNDS
CLERK OTHER SPECIAL REVENUE	SHERIFF OTHER SPECIAL REVENUE	CONSTITUTIONAL OFFICER PROPERTY APPRAISER	822 ALACHUA COUNTY FOREVER LEGACY LANDS	826 CAPITAL PRESERVATION	
\$ -	\$ -	\$ -	\$ -	\$ -	\$ 2,367,444
-	172,031	-	-	-	218,101
30,831	718,423	-	-	-	15,926,917
-	645,592	386,624	-	-	11,717,243
-	600,069	-	1,050	-	1,665,824
-	14,015	-	49,414	181	273,657
-	-	-	-	-	5,682,907
-	-	-	-	-	46,202
-	209,683	1,174	65,759	52,528	579,991
<u>30,831</u>	<u>2,359,813</u>	<u>387,798</u>	<u>116,223</u>	<u>52,709</u>	<u>38,478,286</u>
-	-	4,301,705	-	-	13,526,137
-	2,365,262	-	-	-	4,818,780
-	-	-	-	-	5,839,835
-	-	-	-	-	4,797,880
-	-	-	-	-	1,921,801
-	-	-	-	-	74,328
30,831	-	-	-	-	7,320,098
-	-	-	-	-	19,643
-	-	-	-	147,325	147,325
<u>30,831</u>	<u>2,365,262</u>	<u>4,301,705</u>	<u>-</u>	<u>147,325</u>	<u>38,465,827</u>
-	(5,449)	(3,913,907)	116,223	(94,616)	12,459
-	861,848	4,056,480	-	369,000	13,356,091
-	-	(95,008)	-	-	(10,354,682)
-	861,848	3,961,472	-	369,000	3,001,409
-	856,399	47,565	116,223	274,384	3,013,868
-	2,422,602	29,655	3,096,765	-	19,007,627
<u>\$ -</u>	<u>\$ 3,279,001</u>	<u>\$ 77,220</u>	<u>\$ 3,212,988</u>	<u>\$ 274,384</u>	<u>\$ 22,021,495</u>

ALACHUA COUNTY, FLORIDA
SCHEDULE OF REVENUES, EXPENDITURES AND
CHANGES IN FUND BALANCES - BUDGET AND ACTUAL
NONMAJOR SPECIAL REVENUE FUNDS, DEBT SERVICE AND CAPITAL PROJECT FUNDS
FOR THE YEAR ENDED SEPTEMBER 30, 2010

STORMWATER MANAGEMENT (146)				
	BUDGETED AMOUNTS			VARIANCE WITH FINAL BUDGET - POSITIVE (NEGATIVE)
	ORIGINAL	FINAL	ACTUAL	
REVENUES				
Taxes	\$ -	\$ -	\$ -	\$ -
Permits and fees	-	-	-	-
Intergovernmental	-	-	-	-
Charges for services	-	-	-	-
Fines and forfeitures	-	-	-	-
Investment income	-	-	-	-
Special assessments and impact fees	-	-	-	-
Private donations	-	-	-	-
Miscellaneous	-	-	-	-
Total revenues	<u>-</u>	<u>-</u>	<u>-</u>	<u>-</u>
EXPENDITURES				
Current:				
General government	-	-	-	-
Public safety	-	-	-	-
Physical environment	-	56,705	33,908	22,797
Transportation	-	-	-	-
Economic environment	-	-	-	-
Human services	-	-	-	-
Culture and recreation	-	-	-	-
Court cost	-	-	-	-
Reserve for contingency	-	-	-	-
Debt service				
Principal	-	-	-	-
Interest and fiscal charges	-	-	-	-
Excess fees distributed to the State	-	-	-	-
Capital outlay	-	-	-	-
Total expenditures	<u>-</u>	<u>56,705</u>	<u>33,908</u>	<u>22,797</u>
Excess (deficiency) of revenues over (under)expenditures	<u>-</u>	<u>(56,705)</u>	<u>(33,908)</u>	<u>22,797</u>
OTHER FINANCING SOURCES (USES)				
Transfers in	-	-	-	-
Transfers out	-	-	-	-
Total other financing sources (uses)	<u>-</u>	<u>-</u>	<u>-</u>	<u>-</u>
Net change in fund balances	-	(56,705)	(33,908)	22,797
Fund balance - beginning	<u>-</u>	<u>56,705</u>	<u>56,705</u>	<u>-</u>
Fund balance - ending	<u>\$ -</u>	<u>\$ -</u>	<u>\$ 22,797</u>	<u>\$ 22,797</u>

MSBU - REFUSE COLLECTION (148)				DRUG & LAW ENFORCEMENT (811)			
BUDGETED AMOUNTS			VARIANCE WITH FINAL BUDGET - POSITIVE (NEGATIVE)	BUDGETED AMOUNTS			VARIANCE WITH FINAL BUDGET - POSITIVE (NEGATIVE)
ORIGINAL	FINAL	ACTUAL		ORIGINAL	FINAL	ACTUAL	
\$ -	\$ -	\$ -	\$ -	\$ -	\$ -	\$ -	\$ -
-	-	-	-	-	-	-	-
-	-	677	677	223,814	1,258,699	454,401	(804,298)
36,000	36,000	64,377	28,377	41,400	182,400	193,211	10,811
-	-	-	-	100,000	19,633	103,981	84,348
26,000	26,000	105,793	79,793	-	760	1,689	929
5,041,098	5,041,098	5,634,232	593,134	-	-	-	-
-	-	-	-	-	-	-	-
-	-	90,840	90,840	-	-	580	580
<u>5,103,098</u>	<u>5,103,098</u>	<u>5,895,919</u>	<u>792,821</u>	<u>365,214</u>	<u>1,461,492</u>	<u>753,862</u>	<u>(707,630)</u>
-	-	65	(65)	-	-	-	-
-	-	-	-	759,870	844,668	770,105	74,563
7,109,782	7,441,445	4,922,301	2,519,144	-	-	-	-
-	-	-	-	-	-	-	-
-	-	-	-	-	-	-	-
-	-	-	-	-	231,032	12,397	218,635
-	-	-	-	-	-	-	-
-	-	-	-	30,200	30,200	2,181	28,019
1,605,316	1,600,076	-	1,600,076	-	-	-	-
-	-	-	-	-	-	-	-
-	-	-	-	-	-	-	-
-	-	-	-	-	-	-	-
<u>8,715,098</u>	<u>9,041,521</u>	<u>4,922,366</u>	<u>4,119,155</u>	<u>790,070</u>	<u>1,105,900</u>	<u>784,683</u>	<u>321,217</u>
<u>(3,612,000)</u>	<u>(3,938,423)</u>	<u>973,553</u>	<u>4,911,976</u>	<u>(424,856)</u>	<u>355,592</u>	<u>(30,821)</u>	<u>(386,413)</u>
12,000	12,000	38,105	26,105	404,451	404,451	404,451	-
-	-	-	-	(126,400)	(1,028,727)	(816,306)	212,421
<u>12,000</u>	<u>12,000</u>	<u>38,105</u>	<u>26,105</u>	<u>278,051</u>	<u>(624,276)</u>	<u>(411,855)</u>	<u>212,421</u>
(3,600,000)	(3,926,423)	1,011,658	4,938,081	(146,805)	(268,684)	(442,676)	(173,992)
<u>3,600,000</u>	<u>3,926,423</u>	<u>4,499,521</u>	<u>573,098</u>	<u>146,805</u>	<u>268,684</u>	<u>355,394</u>	<u>86,710</u>
<u>\$ -</u>	<u>\$ -</u>	<u>\$ 5,511,179</u>	<u>\$ 5,511,179</u>	<u>\$ -</u>	<u>\$ -</u>	<u>\$ (87,282)</u>	<u>\$ (87,282)</u>

ALACHUA COUNTY, FLORIDA
SCHEDULE OF REVENUES, EXPENDITURES AND
CHANGES IN FUND BALANCES - BUDGET AND ACTUAL
NONMAJOR SPECIAL REVENUE FUNDS, DEBT SERVICE AND CAPITAL PROJECT FUNDS
FOR THE YEAR ENDED SEPTEMBER 30, 2010

		ENVIRONMENTAL (812)		
		BUDGETED AMOUNTS		VARIANCE WITH FINAL BUDGET - POSITIVE (NEGATIVE)
		ORIGINAL	FINAL	ACTUAL
REVENUES				
Taxes		\$ -	\$ -	\$ -
Permits and fees		49,638	49,638	46,070
Intergovernmental		793,508	909,257	647,043
Charges for services		241,200	241,200	229,791
Fines and forfeitures		-	-	-
Investment income		-	-	-
Special assessments		-	-	-
Private donations		-	-	-
Miscellaneous		-	-	(268)
Total revenues		<u>1,084,346</u>	<u>1,200,095</u>	<u>922,636</u>
EXPENDITURES				
Current:	General government	-	-	-
	Public safety	-	-	-
	Physical environment	1,048,853	1,500,382	879,623
	Transportation	-	-	-
	Economic environment	-	-	-
	Human services	-	-	-
	Culture and recreation	270,130	368,705	61,798
	Court cost	-	-	-
	Reserve for contingency	8,855	8,855	-
Debt service	Principal	-	-	-
	Interest	-	-	-
Excess fees distributed to the State		-	-	-
Capital outlay		-	-	-
Total expenditures		<u>1,327,838</u>	<u>1,877,942</u>	<u>941,421</u>
Excess (deficiency) of revenues over (under)expenditures		<u>(243,492)</u>	<u>(677,847)</u>	<u>(18,785)</u>
OTHER FINANCING SOURCES (USES)				
Transfers in		-	-	-
Transfers out		-	-	-
Total other financing sources (uses)		<u>-</u>	<u>-</u>	<u>-</u>
Net change in fund balances		(243,492)	(677,847)	(18,785)
Fund balance - beginning		<u>243,492</u>	<u>677,847</u>	<u>447,892</u>
Fund balance - ending		<u>\$ -</u>	<u>\$ -</u>	<u>\$ 429,107</u>

COURT RELATED (813)				EMERGENCY SERVICES (814)			
BUDGETED AMOUNTS			VARIANCE WITH FINAL BUDGET - POSITIVE	BUDGETED AMOUNTS			VARIANCE WITH FINAL BUDGET - POSITIVE
ORIGINAL	FINAL	ACTUAL	(NEGATIVE)	ORIGINAL	FINAL	ACTUAL	(NEGATIVE)
\$ -	\$ -	\$ -	\$ -	\$ -	\$ -	\$ -	\$ -
-	-	-	-	-	-	-	-
466,353	1,153,062	352,445	(800,617)	4,360,466	5,090,233	4,497,724	(592,509)
1,207,817	1,207,817	1,051,540	(156,277)	523,789	523,789	624,730	100,941
-	-	-	-	582,000	582,000	473,981	(108,019)
-	-	-	-	41,000	43,100	50,169	7,069
-	-	-	-	-	-	-	-
10,000	10,000	-	(10,000)	-	-	-	-
-	-	-	-	-	-	2,995	2,995
<u>1,684,170</u>	<u>2,370,879</u>	<u>1,403,985</u>	<u>(966,894)</u>	<u>5,507,255</u>	<u>6,239,122</u>	<u>5,649,599</u>	<u>(589,523)</u>
-	-	-	-	-	-	-	-
-	-	-	-	2,101,478	4,688,326	1,683,313	3,005,013
-	-	-	-	-	-	-	-
-	-	-	-	-	-	-	-
874,494	1,575,559	846,116	729,443	-	-	-	-
-	-	-	-	-	-	-	-
856,476	915,404	580,025	335,379	-	-	-	-
51,000	167,286	-	167,286	10,364	1,013,657	-	1,013,657
-	-	-	-	-	-	-	-
-	-	-	-	-	-	-	-
-	-	-	-	-	-	-	-
<u>1,781,970</u>	<u>2,658,249</u>	<u>1,426,141</u>	<u>1,232,108</u>	<u>2,111,842</u>	<u>5,701,983</u>	<u>1,683,313</u>	<u>4,018,670</u>
<u>(97,800)</u>	<u>(287,370)</u>	<u>(22,156)</u>	<u>265,214</u>	<u>3,395,413</u>	<u>537,139</u>	<u>3,966,286</u>	<u>3,429,147</u>
166,500	166,500	166,500	-	3,501,659	3,530,396	3,286,947	(243,449)
<u>(68,700)</u>	<u>(68,700)</u>	<u>(57,255)</u>	<u>11,445</u>	<u>(6,915,454)</u>	<u>(6,915,454)</u>	<u>(6,815,454)</u>	<u>100,000</u>
<u>97,800</u>	<u>97,800</u>	<u>109,245</u>	<u>11,445</u>	<u>(3,413,795)</u>	<u>(3,385,058)</u>	<u>(3,528,507)</u>	<u>(143,449)</u>
-	(189,570)	87,089	276,659	(18,382)	(2,847,919)	437,779	3,285,698
-	<u>189,570</u>	<u>274,646</u>	<u>85,076</u>	<u>18,382</u>	<u>2,847,919</u>	<u>2,830,386</u>	<u>(17,533)</u>
<u>\$ -</u>	<u>\$ -</u>	<u>\$ 361,735</u>	<u>\$ 361,735</u>	<u>\$ -</u>	<u>\$ -</u>	<u>\$ 3,268,165</u>	<u>\$ 3,268,165</u>

ALACHUA COUNTY, FLORIDA
SCHEDULE OF REVENUES, EXPENDITURES AND
CHANGES IN FUND BALANCES - BUDGET AND ACTUAL
NONMAJOR SPECIAL REVENUE FUNDS, DEBT SERVICE AND CAPITAL PROJECT FUNDS
FOR THE YEAR ENDED SEPTEMBER 30, 2010

HOUSING & LAND DEVELOPMENT (815)			
	BUDGETED AMOUNTS		VARIANCE WITH
	ORIGINAL	FINAL	FINAL BUDGET - POSITIVE (NEGATIVE)
REVENUES			
Taxes	\$ -	\$ -	\$ -
Licenses and permits	-	-	-
Intergovernmental	-	3,804,013	2,306,084 (1,497,929)
Charges for services	-	-	-
Fines and forfeitures	-	-	-
Investment income	-	-	-
Special assessments and impact fees	-	-	-
Private donations	-	-	-
Miscellaneous	-	-	-
Total revenues	<u>-</u>	<u>3,804,013</u>	<u>2,306,084</u> <u>(1,497,929)</u>
EXPENDITURES			
Current:			
General government	-	-	-
Public safety	-	-	-
Physical environment	-	-	-
Transportation	-	-	-
Economic environment	-	3,656,213	1,538,475 2,117,738
Human services	-	147,800	49,312 98,488
Culture and recreation	-	-	-
Court cost	-	-	-
Reserve for contingency	-	-	-
Debt service			
Principal	-	-	-
Interest	-	-	-
Excess fees distributed to the State	-	-	-
Capital outlay	-	-	-
Total expenditures	<u>-</u>	<u>3,804,013</u>	<u>1,587,787</u> <u>2,216,226</u>
Excess (deficiency) of revenues over (under)expenditures	<u>-</u>	<u>-</u>	<u>718,297</u> <u>718,297</u>
OTHER FINANCING SOURCES (USES)			
Transfers in	-	-	-
Transfers out	-	-	-
Total other financing sources (uses)	<u>-</u>	<u>-</u>	<u>-</u> <u>-</u>
Net change in fund balances	-	-	718,297 718,297
Fund balance - beginning	<u>-</u>	<u>-</u>	<u>-</u> <u>-</u>
Fund balance - ending	<u>\$ -</u>	<u>\$ -</u>	<u>\$ 718,297</u> <u>\$ 718,297</u>

COMMUNITY SERVICES (816)				TOURISM (817)			
BUDGETED AMOUNTS		ACTUAL	VARIANCE WITH FINAL BUDGET - POSITIVE (NEGATIVE)	BUDGETED AMOUNTS		ACTUAL	VARIANCE WITH FINAL BUDGET - POSITIVE (NEGATIVE)
ORIGINAL	FINAL			ORIGINAL	FINAL		
\$ -	\$ -	\$ -	\$ -	\$ 2,293,565	\$ 2,293,565	\$ 2,367,444	\$ 73,879
-	-	-	-	-	-	-	-
407,134	1,243,141	712,383	(530,758)	-	-	-	-
-	-	-	-	-	-	-	-
-	-	-	-	-	-	-	-
200	200	-	(200)	12,704	12,704	34,563	21,859
45,900	45,900	48,675	2,775	-	-	-	-
25,005	84,580	2,500	(82,080)	-	-	-	-
-	-	-	-	-	-	92,425	92,425
478,239	1,373,821	763,558	(610,263)	2,306,269	2,306,269	2,494,432	188,163
-	-	-	-	-	-	-	-
-	-	-	-	-	-	-	-
-	-	-	-	-	-	-	-
-	-	-	-	-	-	-	-
-	-	-	-	2,491,092	3,183,025	2,235,137	947,888
677,786	1,584,180	997,093	587,087	-	-	-	-
-	250,000	12,530	237,470	-	-	-	-
-	-	-	-	-	-	-	-
3,100	3,100	-	3,100	54,913	872,762	-	872,762
-	-	-	-	-	-	-	-
-	-	-	-	-	-	-	-
-	-	-	-	-	-	-	-
680,886	1,837,280	1,009,623	827,657	2,546,005	4,055,787	2,235,137	1,820,650
(202,647)	(463,459)	(246,065)	217,394	(239,736)	(1,749,518)	259,295	2,008,813
162,647	354,038	312,680	(41,358)	-	-	-	-
-	-	-	-	-	-	-	-
162,647	354,038	312,680	(41,358)	-	-	-	-
(40,000)	(109,421)	66,615	176,036	(239,736)	(1,749,518)	259,295	2,008,813
40,000	109,421	351,229	241,808	239,736	1,749,518	2,578,802	829,284
\$ -	\$ -	\$ 417,844	\$ 417,844	\$ -	\$ -	\$ 2,838,097	\$ 2,838,097

ALACHUA COUNTY, FLORIDA
SCHEDULE OF REVENUES, EXPENDITURES AND
CHANGES IN FUND BALANCES - BUDGET AND ACTUAL
NONMAJOR SPECIAL REVENUE FUNDS, DEBT SERVICE AND CAPITAL PROJECT FUNDS
FOR THE YEAR ENDED SEPTEMBER 30, 2010

OTHER SPECIAL REVENUE FUNDS (818)				
BUDGETED AMOUNTS			VARIANCE WITH FINAL BUDGET - POSITIVE (NEGATIVE)	
	ORIGINAL	FINAL	ACTUAL	
REVENUES				
Taxes	\$ -	\$ -	\$ -	\$ -
Licenses and permits	-	-	-	-
Intergovernmental	-	-	-	-
Charges for services	-	-	-	-
Fines and forfeitures	12,000	12,000	-	(12,000)
Investment income	-	-	-	-
Special assessments and impact fees	-	-	-	-
Private donations	11,850	21,850	43,702	21,852
Miscellaneous	5,000	45,000	42,884	(2,116)
Total revenues	28,850	78,850	86,586	7,736
EXPENDITURES				
Current:				
General government	-	-	-	-
Public safety	5,550	5,550	100	5,450
Physical environment	3,500	12,296	4,003	8,293
Transportation	-	7,268	-	7,268
Economic environment	-	97,655	93,262	4,393
Human services	35,000	229,300	16,883	212,417
Culture and recreation	-	-	-	-
Court cost	5,500	27,750	4,159	23,591
Reserve for contingency	-	-	-	-
Debt service				
Principal	-	-	-	-
Interest	-	-	-	-
Excess fees distributed to the State	-	-	-	-
Capital outlay	-	-	-	-
Total expenditures	49,550	379,819	118,407	261,412
Excess (deficiency) of revenues over (under)expenditures	(20,700)	(300,969)	(31,821)	269,148
OTHER FINANCING SOURCES (USES)				
Transfers in	-	20,000	20,000	-
Transfers out	-	-	-	-
Total other financing sources (uses)	-	20,000	20,000	-
Net change in fund balances	(20,700)	(280,969)	(11,821)	269,148
Fund balance - beginning	20,700	280,969	313,619	32,650
Fund balance - ending	\$ -	\$ -	\$ 301,798	\$ 301,798

SHIP FUNDS (823)				CONSTITUTIONAL OFFICER - SUPERVISOR OF ELECTIONS			
BUDGETED AMOUNTS			VARIANCE WITH FINAL BUDGET - POSITIVE (NEGATIVE)	BUDGETED AMOUNTS			VARIANCE WITH FINAL BUDGET - POSITIVE (NEGATIVE)
ORIGINAL	FINAL	ACTUAL		ORIGINAL	FINAL	ACTUAL	
\$ -	\$ -	\$ -	\$ -	\$ -	\$ -	\$ -	\$ -
-	-	-	-	-	-	-	-
110,563	110,563	77,651	(32,912)	-	33,374	39,803	6,429
-	-	-	-	127,810	217,810	212,666	(5,144)
-	-	-	-	-	-	-	-
50,000	50,000	8,773	(41,227)	-	-	2,994	2,994
-	-	-	-	-	-	-	-
-	-	-	-	-	-	-	-
50,000	50,000	19,055	(30,945)	-	-	-	-
<u>210,563</u>	<u>210,563</u>	<u>105,479</u>	<u>(105,084)</u>	<u>127,810</u>	<u>251,184</u>	<u>255,463</u>	<u>4,279</u>
-	-	-	-	1,667,715	2,081,893	1,538,316	543,577
-	-	-	-	-	-	-	-
-	-	-	-	-	-	-	-
-	-	-	-	-	-	-	-
210,563	1,143,864	931,006	212,858	-	-	-	-
-	-	-	-	-	-	-	-
-	-	-	-	-	-	-	-
-	-	-	-	-	-	-	-
-	-	-	-	-	-	-	-
-	-	-	-	-	-	-	-
-	-	-	-	-	-	-	-
<u>210,563</u>	<u>1,143,864</u>	<u>931,006</u>	<u>212,858</u>	<u>1,667,715</u>	<u>2,081,893</u>	<u>1,538,316</u>	<u>543,577</u>
-	(933,301)	(825,527)	107,774	(1,539,905)	(1,830,709)	(1,282,853)	547,856
-	-	-	-	1,589,905	1,589,905	1,589,905	-
-	-	-	-	(50,000)	-	(324,326)	(324,326)
-	-	-	-	<u>1,539,905</u>	<u>1,589,905</u>	<u>1,265,579</u>	<u>(324,326)</u>
-	(933,301)	(825,527)	107,774	-	(240,804)	(17,274)	223,530
<u>110,563</u>	<u>933,301</u>	<u>933,302</u>	<u>1</u>	<u>-</u>	<u>240,804</u>	<u>187,189</u>	<u>(53,615)</u>
<u>\$ 110,563</u>	<u>\$ -</u>	<u>\$ 107,775</u>	<u>\$ 107,775</u>	<u>\$ -</u>	<u>\$ -</u>	<u>\$ 169,915</u>	<u>\$ 169,915</u>

ALACHUA COUNTY, FLORIDA
SCHEDULE OF REVENUES, EXPENDITURES AND
CHANGES IN FUND BALANCES - BUDGET AND ACTUAL
NONMAJOR SPECIAL REVENUE FUNDS, DEBT SERVICE AND CAPITAL PROJECT FUNDS
FOR THE YEAR ENDED SEPTEMBER 30, 2010

CONSTITUTIONAL OFFICER - TAX COLLECTOR				
	BUDGETED AMOUNTS			VARIANCE WITH FINAL BUDGET - POSITIVE (NEGATIVE)
	ORIGINAL	FINAL	ACTUAL	
REVENUES				
Taxes	\$ -	\$ -	\$ -	\$ -
Licenses and permits	-	-	-	-
Intergovernmental	-	-	-	-
Charges for services	7,078,321	7,078,321	7,132,243	53,922
Fines and forfeitures	-	-	-	-
Investment income	-	-	-	-
Special assessments and impact fees	-	-	-	-
Private donations	-	-	-	-
Miscellaneous	-	-	-	-
Total revenues	<u>7,078,321</u>	<u>7,078,321</u>	<u>7,132,243</u>	<u>53,922</u>
EXPENDITURES				
Current:				
General government	5,175,551	5,175,551	4,918,217	257,334
Public safety	-	-	-	-
Physical environment	-	-	-	-
Transportation	-	-	-	-
Economic environment	-	-	-	-
Human services	-	-	-	-
Culture and recreation	-	-	-	-
Court cost	-	-	-	-
Reserve for contingency	-	-	-	-
Debt service				
Principal	-	-	-	-
Interest	-	-	-	-
Excess fees distributed to the State	-	-	-	-
Capital outlay	-	-	-	-
Total expenditures	<u>5,175,551</u>	<u>5,175,551</u>	<u>4,918,217</u>	<u>257,334</u>
Excess (deficiency) of revenues over (under)expenditures	<u>1,902,770</u>	<u>1,902,770</u>	<u>2,214,026</u>	<u>311,256</u>
OTHER FINANCING SOURCES (USES)				
Transfers in	-	-	-	-
Transfers out	<u>(1,902,770)</u>	<u>(1,902,770)</u>	<u>(2,214,026)</u>	<u>(311,256)</u>
Total other financing sources (uses)	<u>(1,902,770)</u>	<u>(1,902,770)</u>	<u>(2,214,026)</u>	<u>(311,256)</u>
Net change in fund balances	-	-	-	-
Fund balance - beginning	<u>-</u>	<u>-</u>	<u>-</u>	<u>-</u>
Fund balance - ending	<u>\$ -</u>	<u>\$ -</u>	<u>\$ -</u>	<u>\$ -</u>

CONSTITUTIONAL OFFICER - CLERK OF COURT				CLERK OF COURT - FINE AND FORFEITURE FUND			
BUDGETED AMOUNTS		ACTUAL	VARIANCE WITH FINAL BUDGET - POSITIVE (NEGATIVE)	BUDGETED AMOUNTS		ACTUAL	VARIANCE WITH FINAL BUDGET - POSITIVE (NEGATIVE)
ORIGINAL	FINAL			ORIGINAL	FINAL		
\$ -	\$ -	\$ -	\$ -	\$ -	\$ -	\$ -	\$ -
-	-	-	-	-	-	-	-
-	-	-	-	4,569,493	6,077,657	6,089,452	11,795
1,030,000	1,030,000	830,535	(199,465)	507	904	5,262	4,358
-	-	-	-	-	-	-	-
2,000	2,000	1,541	(459)	-	-	-	-
-	-	-	-	-	-	-	-
-	-	-	-	-	-	-	-
-	-	2,303	2,303	-	-	-	-
<u>1,032,000</u>	<u>1,032,000</u>	<u>834,379</u>	<u>(197,621)</u>	<u>4,570,000</u>	<u>6,078,561</u>	<u>6,094,714</u>	<u>16,153</u>
2,997,749	2,997,749	2,767,834	229,915	-	-	-	-
-	-	-	-	-	-	-	-
-	-	-	-	-	-	-	-
-	-	-	-	-	-	-	-
-	-	-	-	-	-	-	-
-	-	-	-	-	-	-	-
284,426	284,426	284,413	13	4,570,000	6,163,655	5,988,280	175,375
-	-	-	-	-	-	-	-
-	-	-	-	-	-	-	-
-	-	-	-	-	-	-	-
-	-	-	-	-	-	19,643	(19,643)
-	-	-	-	-	-	-	-
<u>3,282,175</u>	<u>3,282,175</u>	<u>3,052,247</u>	<u>229,928</u>	<u>4,570,000</u>	<u>6,163,655</u>	<u>6,007,923</u>	<u>155,732</u>
<u>(2,250,175)</u>	<u>(2,250,175)</u>	<u>(2,217,868)</u>	<u>32,307</u>	<u>-</u>	<u>(85,094)</u>	<u>86,791</u>	<u>171,885</u>
2,250,175	2,250,175	2,250,175	-	-	-	-	-
-	-	(32,307)	(32,307)	-	-	-	-
<u>2,250,175</u>	<u>2,250,175</u>	<u>2,217,868</u>	<u>(32,307)</u>	<u>-</u>	<u>-</u>	<u>-</u>	<u>-</u>
-	-	-	-	-	(85,094)	86,791	171,885
-	-	5,000	5,000	-	85,094	85,094	-
<u>\$ -</u>	<u>\$ -</u>	<u>\$ 5,000</u>	<u>\$ 5,000</u>	<u>\$ -</u>	<u>\$ -</u>	<u>\$ 171,885</u>	<u>\$ 171,885</u>

ALACHUA COUNTY, FLORIDA
SCHEDULE OF REVENUES, EXPENDITURES AND
CHANGES IN FUND BALANCES - BUDGET AND ACTUAL
NONMAJOR SPECIAL REVENUE FUNDS, DEBT SERVICE AND CAPITAL PROJECT FUNDS
FOR THE YEAR ENDED SEPTEMBER 30, 2010

CLERK OF COURT - OFFICIAL RECORDS MODERNIZATION				
	BUDGETED AMOUNTS			VARIANCE WITH FINAL BUDGET - POSITIVE (NEGATIVE)
	ORIGINAL	FINAL	ACTUAL	
REVENUES				
Taxes	\$ -	\$ -	\$ -	\$ -
Licenses and permits	-	-	-	-
Intergovernmental	-	-	-	-
Charges for services	450,000	450,000	340,672	(109,328)
Fines and forfeitures	492,000	492,000	486,743	(5,257)
Investment income	3,000	3,000	4,525	1,525
Special assessments and impact fees	-	-	-	-
Private donations	-	-	-	-
Miscellaneous	-	-	33	33
Total revenues	<u>945,000</u>	<u>945,000</u>	<u>831,973</u>	<u>(113,027)</u>
EXPENDITURES				
Current:				
General government	351,000	351,000	-	351,000
Public safety	-	-	-	-
Physical environment	-	-	-	-
Transportation	-	-	-	-
Economic environment	-	-	-	-
Human services	-	-	-	-
Culture and recreation	-	-	-	-
Court cost	553,000	773,000	430,209	342,791
Reserve for contingency	-	-	-	-
Debt service				
Principal	-	-	-	-
Interest	-	-	-	-
Excess fees distributed to the State	-	-	-	-
Capital outlay	-	-	-	-
Total expenditures	<u>904,000</u>	<u>1,124,000</u>	<u>430,209</u>	<u>693,791</u>
Excess (deficiency) of revenues over (under)expenditures	<u>41,000</u>	<u>(179,000)</u>	<u>401,764</u>	<u>580,764</u>
OTHER FINANCING SOURCES (USES)				
Transfers in	-	-	-	-
Transfers out	-	-	-	-
Total other financing sources (uses)	<u>-</u>	<u>-</u>	<u>-</u>	<u>-</u>
Net change in fund balances	41,000	(179,000)	401,764	580,764
Fund balance - beginning	<u>356,000</u>	<u>356,000</u>	<u>539,826</u>	<u>183,826</u>
Fund balance - ending	<u>\$ 397,000</u>	<u>\$ 177,000</u>	<u>\$ 941,590</u>	<u>\$ 764,590</u>

CLERK OF COURT - OTHER SPECIAL REVENUE				SHERIFF - OTHER SPECIAL REVENUE			
BUDGETED AMOUNTS		ACTUAL	VARIANCE WITH FINAL BUDGET - POSITIVE (NEGATIVE)	BUDGETED AMOUNTS		ACTUAL	VARIANCE WITH FINAL BUDGET - POSITIVE (NEGATIVE)
ORIGINAL	FINAL			ORIGINAL	FINAL		
\$ -	\$ -	\$ -	\$ -	\$ -	\$ -	\$ -	\$ -
-	-	-	-	141,500	173,000	172,031	(969)
-	30,831	30,831	-	1,456,339	1,467,978	718,423	(749,555)
-	-	-	-	350,000	646,000	645,592	(408)
-	-	-	-	352,000	596,533	600,069	3,536
-	-	-	-	-	14,056	14,015	(41)
-	-	-	-	-	-	-	-
-	-	-	-	-	-	-	-
-	-	-	-	190,500	212,215	209,683	(2,532)
-	30,831	30,831	-	2,490,339	3,109,782	2,359,813	(749,969)
-	-	-	-	-	-	-	-
-	-	-	-	3,474,325	3,658,393	2,365,262	1,293,131
-	-	-	-	-	-	-	-
-	-	-	-	-	-	-	-
-	-	-	-	-	-	-	-
-	-	-	-	-	-	-	-
-	-	-	-	-	-	-	-
-	-	-	-	-	-	-	-
-	-	-	-	-	-	-	-
-	30,831	30,831	-	-	-	-	-
-	-	-	-	-	-	-	-
-	30,831	30,831	-	3,474,325	3,658,393	2,365,262	1,293,131
-	-	-	-	(983,986)	(548,611)	(5,449)	543,162
-	-	-	-	392,289	493,289	861,848	368,559
-	-	-	-	-	-	-	-
-	-	-	-	392,289	493,289	861,848	368,559
-	-	-	-	(591,697)	(55,322)	856,399	911,721
-	-	-	-	591,697	55,322	2,422,602	2,367,280
\$ -	\$ -	\$ -	\$ -	\$ -	\$ -	\$ 3,279,001	\$ 3,279,001

ALACHUA COUNTY, FLORIDA
SCHEDULE OF REVENUES, EXPENDITURES AND
CHANGES IN FUND BALANCES - BUDGET AND ACTUAL
MAJOR AND NONMAJOR GOVERNMENTAL FUNDS
FOR THE YEAR ENDED SEPTEMBER 30, 2010

		CONSTITUTIONAL OFFICER - PROPERTY APPRAISER			
		BUDGETED AMOUNTS		ACTUAL	VARIANCE WITH FINAL BUDGET - POSITIVE (NEGATIVE)
		ORIGINAL	FINAL		
REVENUES					
	Taxes	\$ -	\$ -	\$ -	\$ -
	Licenses and permits	-	-	-	-
	Intergovernmental	-	-	-	-
	Charges for services	379,312	379,312	386,624	7,312
	Fines and forfeitures	-	-	-	-
	Investment income	-	-	-	-
	Special assessments	-	-	-	-
	Private donations	-	-	-	-
	Miscellaneous	-	-	1,174	1,174
	Total revenues	<u>379,312</u>	<u>379,312</u>	<u>387,798</u>	<u>8,486</u>
EXPENDITURES					
Current:	General government	4,435,792	4,435,792	4,301,705	134,087
	Public safety	-	-	-	-
	Physical environment	-	-	-	-
	Transportation	-	-	-	-
	Economic environment	-	-	-	-
	Human services	-	-	-	-
	Culture and recreation	-	-	-	-
	Court cost	-	-	-	-
	Reserve for contingency	-	-	-	-
Debt service	Principal	-	-	-	-
	Interest	-	-	-	-
	Excess fees distributed to the State	-	-	-	-
	Capital outlay	-	-	-	-
	Total expenditures	<u>4,435,792</u>	<u>4,435,792</u>	<u>4,301,705</u>	<u>134,087</u>
	Excess (deficiency) of revenues over (under)expenditures	<u>(4,056,480)</u>	<u>(4,056,480)</u>	<u>(3,913,907)</u>	<u>142,573</u>
OTHER FINANCING SOURCES (USES)					
	Transfers in	4,056,480	4,056,480	4,056,480	-
	Transfers out	-	-	(95,008)	(95,008)
	Total other financing sources and uses	<u>4,056,480</u>	<u>4,056,480</u>	<u>3,961,472</u>	<u>(95,008)</u>
	Net change in fund balances	-	-	47,565	47,565
	Fund balance - beginning	-	-	29,655	29,655
	Fund balance - ending	<u>\$ -</u>	<u>\$ -</u>	<u>\$ 77,220</u>	<u>\$ 77,220</u>

DEBT SERVICE (819)				OTHER CAPITAL PROJECTS (820)			
BUDGETED AMOUNTS		ACTUAL	VARIANCE WITH FINAL BUDGET - POSITIVE (NEGATIVE)	BUDGETED AMOUNTS		ACTUAL	VARIANCE WITH FINAL BUDGET - POSITIVE (NEGATIVE)
ORIGINAL	FINAL			ORIGINAL	FINAL		
\$ 12,144,936	\$ 12,144,936	\$ 12,301,589	\$ 156,653	\$ 2,995,754	\$ 2,995,754	\$ 2,637,863	\$ (357,891)
-	-	-	-	-	-	-	-
13,332,797	13,332,797	13,536,593	203,796	-	6,443,549	386,806	(6,056,743)
-	-	-	-	1,000,000	1,000,000	826,401	(173,599)
-	-	-	-	-	-	-	-
99,561	99,561	188,330	88,769	-	700,000	484,681	(215,319)
-	-	-	-	609,802	609,802	1,698,528	1,088,726
-	-	-	-	-	185,000	448,070	263,070
-	-	-	-	-	-	20,022	20,022
<u>25,577,294</u>	<u>25,577,294</u>	<u>26,026,512</u>	<u>449,218</u>	<u>4,605,556</u>	<u>11,934,105</u>	<u>6,502,371</u>	<u>(5,431,734)</u>
75,609	75,609	71,656	3,953	-	-	-	-
-	-	-	-	-	-	-	-
-	-	-	-	-	-	-	-
-	-	-	-	-	-	-	-
-	-	-	-	-	-	-	-
-	-	-	-	-	-	-	-
-	-	-	-	-	-	-	-
5,932,504	8,093,824	-	8,093,824	650,000	1,088,896	-	1,088,896
14,094,000	14,094,000	15,094,000	(1,000,000)	-	-	-	-
6,286,137	7,248,726	4,484,057	2,764,669	-	-	-	-
-	-	-	-	-	-	-	-
-	-	-	-	5,298,595	50,556,418	10,931,817	39,624,601
<u>26,388,250</u>	<u>29,512,159</u>	<u>19,649,713</u>	<u>9,862,446</u>	<u>5,948,595</u>	<u>51,645,314</u>	<u>10,931,817</u>	<u>40,713,497</u>
<u>(810,956)</u>	<u>(3,934,865)</u>	<u>6,376,799</u>	<u>10,311,664</u>	<u>(1,343,039)</u>	<u>(39,711,209)</u>	<u>(4,429,446)</u>	<u>35,281,763</u>
4,556,717	4,556,717	2,363,456	(2,193,261)	3,317,171	2,114,300	2,114,541	241
<u>(9,906,435)</u>	<u>(9,906,435)</u>	<u>(7,687,200)</u>	<u>2,219,235</u>	<u>(2,283,235)</u>	<u>(2,556,949)</u>	<u>(2,453,459)</u>	<u>103,490</u>
<u>(5,349,718)</u>	<u>(5,349,718)</u>	<u>(5,323,744)</u>	<u>25,974</u>	<u>1,033,936</u>	<u>(442,649)</u>	<u>(338,918)</u>	<u>103,731</u>
(6,160,674)	(9,284,583)	1,053,055	10,337,638	(309,103)	(40,153,858)	(4,768,364)	35,385,494
<u>6,160,674</u>	<u>9,284,583</u>	<u>9,412,247</u>	<u>127,664</u>	<u>309,103</u>	<u>40,153,858</u>	<u>39,855,805</u>	<u>(298,053)</u>
<u>\$ -</u>	<u>\$ -</u>	<u>\$ 10,465,302</u>	<u>\$ 10,465,302</u>	<u>\$ -</u>	<u>\$ -</u>	<u>\$ 35,087,441</u>	<u>\$ 35,087,441</u>

ALACHUA COUNTY, FLORIDA
SCHEDULE OF REVENUES, EXPENDITURES AND
CHANGES IN FUND BALANCES - BUDGET AND ACTUAL
NONMAJOR GOVERNMENTAL FUNDS

				TRANSPORTATION TRUST (824)			
				BUDGETED AMOUNTS		VARIANCE WITH FINAL BUDGET - POSITIVE (NEGATIVE)	
				ORIGINAL	FINAL	ACTUAL	(NEGATIVE)
REVENUES							
	Taxes			\$ -	\$ -	\$ -	\$ -
	Licenses and permits			-	-	-	-
	Intergovernmental			-	-	-	-
	Charges for services			126,313	126,313	161,052	34,739
	Fines and forfeitures			-	-	-	-
	Investment income			-	232,798	244,103	11,305
	Special assessments			-	-	-	-
	Private donations			-	-	-	-
	Miscellaneous			-	-	5,617	5,617
	Total revenues			<u>126,313</u>	<u>359,111</u>	<u>410,772</u>	<u>51,661</u>
EXPENDITURES							
Current:	General government			-	-	-	-
	Public safety			-	-	-	-
	Physical environment			-	-	-	-
	Transportation			-	-	-	-
	Economic environment			-	-	-	-
	Human services			-	-	-	-
	Culture and recreation			-	-	-	-
	Court cost			-	-	-	-
	Reserve for contingency			-	-	-	-
Debt service	Principal			-	-	-	-
	Interest			-	-	-	-
				-	-	-	-
	Capital outlay			126,313	17,325,243	4,471,884	12,853,359
	Total expenditures			<u>126,313</u>	<u>17,325,243</u>	<u>4,471,884</u>	<u>12,853,359</u>
	Excess (deficiency) of revenues over (under)expenditures			<u>-</u>	<u>(16,966,132)</u>	<u>(4,061,112)</u>	<u>12,905,020</u>
OTHER FINANCING SOURCES (USES)							
	Transfers in			-	-	-	-
	Transfers out			-	-	-	-
	Total other financing sources and uses			<u>-</u>	<u>-</u>	<u>-</u>	<u>-</u>
	Net change in fund balances			-	(16,966,132)	(4,061,112)	12,905,020
	Fund balance - beginning			<u>-</u>	<u>16,966,132</u>	<u>16,966,134</u>	<u>2</u>
	Fund balance - ending			<u>\$ -</u>	<u>\$ -</u>	<u>\$ 12,905,022</u>	<u>\$ 12,905,022</u>

WILD SPACES & PUBLIC PLACES (825)				ALACHUA COUNTY FOREVER-LEGACY LANDS (822)			
BUDGETED AMOUNTS		ACTUAL	VARIANCE WITH FINAL BUDGET - POSITIVE (NEGATIVE)	BUDGETED AMOUNTS		ACTUAL	VARIANCE WITH FINAL BUDGET - POSITIVE (NEGATIVE)
ORIGINAL	FINAL			ORIGINAL	FINAL		
\$ -	\$ -	\$ -	\$ -	\$ -	\$ -	\$ -	\$ -
-	-	-	-	-	-	-	-
-	-	-	-	-	-	-	-
-	-	-	-	-	-	-	-
-	-	-	-	-	-	1,050	1,050
-	-	157,672	157,672	-	-	49,414	49,414
-	-	-	-	-	-	-	-
-	-	-	-	-	-	-	-
-	-	277,258	277,258	-	127,390	65,759	(61,631)
-	-	434,930	434,930	-	127,390	116,223	(11,167)
-	-	-	-	-	-	-	-
-	-	-	-	-	-	-	-
-	-	-	-	-	-	-	-
-	-	-	-	-	-	-	-
-	-	-	-	-	-	-	-
-	-	-	-	-	-	-	-
-	-	-	-	-	-	-	-
-	-	-	-	-	-	-	-
1,814,000	14,283,962	6,604,374	7,679,588	-	3,096,747	-	3,096,747
1,814,000	14,283,962	6,604,374	7,679,588	-	3,096,747	-	3,096,747
(1,814,000)	(14,283,962)	(6,169,444)	8,114,518	-	(2,969,357)	116,223	3,085,580
-	-	-	-	-	-	-	-
-	-	-	-	-	-	-	-
-	-	-	-	-	-	-	-
(1,814,000)	(14,283,962)	(6,169,444)	8,114,518	-	(2,969,357)	116,223	3,085,580
1,814,000	14,283,962	14,283,963	1	-	2,969,357	3,096,765	127,408
\$ -	\$ -	\$ 8,114,519	\$ 8,114,519	\$ -	\$ -	\$ 3,212,988	\$ 3,212,988

ALACHUA COUNTY, FLORIDA
 SCHEDULE OF REVENUES, EXPENDITURES AND
 CHANGES IN FUND BALANCES - BUDGET AND ACTUAL
 MAJOR AND NONMAJOR GOVERNMENTAL FUNDS
 FOR THE YEAR ENDED SEPTEMBER 30, 2010

				CAPITAL PRESERVATION (826)				
				BUDGETED AMOUNTS		VARIANCE WITH FINAL BUDGET - POSITIVE (NEGATIVE)		
				ORIGINAL	FINAL	ACTUAL	(NEGATIVE)	
REVENUES								
Taxes			\$	-	\$	-	\$	-
Licenses and permits				-		-		-
Intergovernmental				-		-		-
Charges for services				-		-		-
Fines and forfeitures				-		-		-
Investment income				-		181		181
Special assessments				-		-		-
Private donations				-		-		-
Miscellaneous				-	127,390	52,528		(74,862)
Total revenues				-	127,390	52,709		(74,681)
EXPENDITURES								
Current:	General government			-	-	-		-
	Public safety			-	-	-		-
	Physical environment			-	-	-		-
	Transportation			-	-	-		-
	Economic environment			-	-	-		-
	Human services			-	-	-		-
	Culture and recreation			-	-	-		-
	Court cost			-	-	-		-
	Reserve for contingency			-	-	-		-
Debt service								
	Principal			-	-	-		-
	Interest			-	-	-		-
Excess fees distributed to the State				-	-	-		-
Capital outlay				-	456,390	147,325		309,065
Total expenditures				-	456,390	147,325		309,065
Excess (deficiency) of revenues over (under)expenditures				-	(329,000)	(94,616)		234,384
OTHER FINANCING SOURCES (USES)								
Transfers in				-	329,000	369,000		40,000
Transfers out				-	-	-		-
Total other financing sources and uses				-	329,000	369,000		40,000
Net change in fund balances				-	-	274,384		274,384
Fund balance - beginning				-	-	-		-
Fund balance - ending			\$	-	\$	274,384	\$	274,384

INTERNAL SERVICE FUNDS

COMPUTER REPLACEMENT (500) - This fund provides for purchases of some of the County's computer equipment and software. The fund purchases the equipment and charges the user departments a lease payment for their equipment over the expected useful life of the equipment.

SELF INSURANCE (501) - This fund provides insurance coverage for general liability, property damage, workers compensation and malpractice to the County and its employees. The County is self-insured, but does purchase policies for additional coverage for property, boiler & machinery, excess workers compensation and other specific liability coverage. Departments are billed annually for amounts based on a risk allocation cost study which considers such factors as losses incurred for workers compensation, auto and general liability, internal and external operating costs, and other insurance coverage.

FLEET MANAGEMENT (503) - This fund provides all repairs and maintenance for the County's vehicles and other heavy equipment. Departments and outside agencies are billed for fuel, parts and labor on a monthly basis.

TELEPHONE SERVICE (504) - This fund was established to account for the revenues and expenses related to the County's telephone system. This fund is supported by the billing of these services to those entities that utilize and receive the benefit of these services.

VEHICLE REPLACEMENT (506) - This fund provides vehicles to user departments, e.g., Codes Enforcement, Administrative Services, Public Safety, Public Works, etc. The fund purchases vehicles and in turn charges the user department a lease payment.

HEALTH INSURANCE (507) – This fund was established in fiscal year 2005 as a clearinghouse account for all health insurance payments for the County. Beginning fiscal year 2006 the County became self-insured for employee group health insurance coverage.

ALACHUA COUNTY, FLORIDA
 COMBINING STATEMENT OF NET ASSETS
 INTERNAL SERVICE FUNDS
 SEPTEMBER 30, 2010

	<u>500 COMPUTER REPLACEMENT</u>	<u>501 SELF INSURANCE</u>	<u>503 FLEET MANAGEMENT</u>
ASSETS			
Current assets:			
Equity in pooled cash and investments	\$ 959,358	\$ 8,073,602	\$ 1,470,374
Accounts receivable	-	-	38,488
Due from other funds	-	2,070,576	1,280
Due from other governments	-	-	16,658
Inventories	-	-	192,224
Total current assets	<u>959,358</u>	<u>10,144,178</u>	<u>1,719,024</u>
Noncurrent assets:			
Capital assets:			
Improvements other than buildings	-	-	1,224
Equipment	1,948,636	10,766	520,723
Less accumulated depreciation	<u>(1,505,068)</u>	<u>(5,349)</u>	<u>(280,561)</u>
Total capital assets (net of depreciation)	<u>443,568</u>	<u>5,417</u>	<u>241,386</u>
Total assets	<u>1,402,926</u>	<u>10,149,595</u>	<u>1,960,410</u>
LIABILITIES			
Current liabilities:			
Accounts payable and accrued liabilities	49,588	65,016	168,307
Unearned revenue	-	-	-
Accrued compensated absences of a year or less	-	13,973	72,035
Estimated liability for self insured losses	-	1,304,864	-
Total current liabilities	<u>49,588</u>	<u>1,383,853</u>	<u>240,342</u>
Noncurrent liabilities:			
Accrued compensated absences more than a year	-	17,856	121,975
Estimated liability for self insured losses	-	5,438,087	-
Total noncurrent liabilities	<u>-</u>	<u>5,455,943</u>	<u>121,975</u>
Total liabilities	<u>49,588</u>	<u>6,839,796</u>	<u>362,317</u>
NET ASSETS			
Invested in capital assets	443,568	5,417	241,386
Unrestricted	909,770	3,304,382	1,356,707
Total net assets	<u>\$ 1,353,338</u>	<u>\$ 3,309,799</u>	<u>\$ 1,598,093</u>

504 TELEPHONE SERVICE	506 VEHICLE REPLACEMENT	507 HEALTH INSURANCE	TOTAL
\$ 797,699	\$ 4,396,904	\$ 9,723,086	\$ 25,421,023
33,605	-	235,285	307,378
19,952	-	605,037	2,696,845
3,427	4,027	4,562	28,674
2,421	-	-	194,645
<u>857,104</u>	<u>4,400,931</u>	<u>10,567,970</u>	<u>28,648,565</u>
-	-	-	1,224
1,450,145	11,719,927	-	15,650,197
(1,290,855)	(6,149,251)	-	(9,231,084)
<u>159,290</u>	<u>5,570,676</u>	<u>-</u>	<u>6,420,337</u>
<u>1,016,394</u>	<u>9,971,607</u>	<u>10,567,970</u>	<u>35,068,902</u>
37,886	169,154	2,768,189	3,258,140
-	-	1,504,925	1,504,925
27,625	-	-	113,633
-	-	859,846	2,164,710
<u>65,511</u>	<u>169,154</u>	<u>5,132,960</u>	<u>7,041,408</u>
15,046	-	-	154,877
-	-	-	5,438,087
<u>15,046</u>	<u>-</u>	<u>-</u>	<u>5,592,964</u>
<u>80,557</u>	<u>169,154</u>	<u>5,132,960</u>	<u>12,634,372</u>
159,290	5,570,676	-	6,420,337
776,547	4,231,777	5,435,010	16,014,193
<u>\$ 935,837</u>	<u>\$ 9,802,453</u>	<u>\$ 5,435,010</u>	<u>\$ 22,434,530</u>

ALACHUA COUNTY, FLORIDA
 COMBINING STATEMENT OF REVENUES, EXPENSES
 AND CHANGES IN NET ASSETS
 INTERNAL SERVICE FUNDS
 FOR THE YEAR ENDED SEPTEMBER 30, 2010

	500 COMPUTER REPLACEMENT	501 SELF INSURANCE	503 FLEET MANAGEMENT
Operating revenues:			
Charges for services	\$ 706,403	\$ 3,366,458	\$ 3,614,289
Miscellaneous revenue	-	111,150	5,542
Total operating revenues	<u>706,403</u>	<u>3,477,608</u>	<u>3,619,831</u>
Operating expenses:			
Personal services	-	283,639	996,577
Depreciation	279,702	984	32,362
Indirect costs	-	235,367	287,253
Supplies and materials	126,929	5,107	2,247,512
Other services and charges	219,987	1,496,496	163,339
Claims and losses	-	1,162,908	-
Total operating expenses	<u>626,618</u>	<u>3,184,501</u>	<u>3,727,043</u>
Operating income (loss)	<u>79,785</u>	<u>293,107</u>	<u>(107,212)</u>
Nonoperating revenues:			
Net gain (loss) on disposal of capital assets	(1,213)	-	1,051
Investment income	-	-	19,452
Total nonoperating revenues	<u>(1,213)</u>	<u>-</u>	<u>20,503</u>
Change in net assets	78,572	293,107	(86,709)
Total net assets - beginning	<u>1,274,766</u>	<u>3,016,692</u>	<u>1,684,802</u>
Total net assets - ending	<u>\$ 1,353,338</u>	<u>\$ 3,309,799</u>	<u>\$ 1,598,093</u>

504 TELEPHONE SERVICE	506 VEHICLE REPLACEMENT	507 HEALTH INSURANCE	TOTAL
\$ 585,335	\$ 2,261,380	\$ 16,754,761	\$ 27,288,626
<u>343,562</u>	<u>-</u>	<u>397,218</u>	<u>857,472</u>
<u>928,897</u>	<u>2,261,380</u>	<u>17,151,979</u>	<u>28,146,098</u>
412,889	-	-	1,693,105
115,083	1,117,681	-	1,545,812
70,021	-	-	592,641
30,868	-	-	2,410,416
289,457	-	2,270,765	4,440,044
<u>-</u>	<u>-</u>	<u>15,942,414</u>	<u>17,105,322</u>
<u>918,318</u>	<u>1,117,681</u>	<u>18,213,179</u>	<u>27,787,340</u>
<u>10,579</u>	<u>1,143,699</u>	<u>(1,061,200)</u>	<u>358,758</u>
(12,656)	293,189	-	280,371
<u>11,388</u>	<u>-</u>	<u>149,295</u>	<u>180,135</u>
<u>(1,268)</u>	<u>293,189</u>	<u>149,295</u>	<u>460,506</u>
9,311	1,436,888	(911,905)	819,264
<u>926,526</u>	<u>8,365,565</u>	<u>6,346,915</u>	<u>21,615,266</u>
<u>\$ 935,837</u>	<u>\$ 9,802,453</u>	<u>\$ 5,435,010</u>	<u>\$ 22,434,530</u>

ALACHUA COUNTY, FLORIDA
 COMBINING STATEMENT OF CASH FLOWS
 INTERNAL SERVICE FUNDS
 FOR THE YEAR ENDED SEPTEMBER 30, 2010

	500 COMPUTER REPLACEMENT	501 SELF INSURANCE	503 FLEET MANAGEMENT
CASH FLOWS FROM OPERATING ACTIVITIES			
Cash received for services	\$ 706,403	\$ 3,366,458	\$ 3,588,462
Miscellaneous cash receipts	-	111,150	5,542
Cash paid to outside parties	(343,726)	(2,534,734)	(2,720,383)
Cash paid to employees	-	(278,879)	(989,075)
Net cash provided (used) by operating activities	<u>362,677</u>	<u>663,995</u>	<u>(115,454)</u>
CASH FLOWS FROM NONCAPITAL FINANCING ACTIVITIES			
Due from other funds	-	(1,380,384)	(934)
Due from other governments	-	-	(13,098)
Net cash provided (used) by noncapital financing activities	<u>-</u>	<u>(1,380,384)</u>	<u>(14,032)</u>
CASH FLOWS FROM CAPITAL AND RELATED FINANCING ACTIVITIES			
Payments for capital assets	(160,750)	-	(7,000)
Proceeds from sale of capital assets	-	-	1,051
Net cash provided (used) by capital and related financing activities	<u>(160,750)</u>	<u>-</u>	<u>(5,949)</u>
CASH FLOWS FROM INVESTING ACTIVITIES			
Interest received	-	-	19,452
Net cash provided by investing activities	<u>-</u>	<u>-</u>	<u>19,452</u>
Net change in cash and equivalents	201,927	(716,389)	(115,983)
Cash and equivalents, October 1, 2009	757,431	8,789,991	1,586,357
Cash and equivalents, September 30, 2010	<u>\$ 959,358</u>	<u>\$ 8,073,602</u>	<u>\$ 1,470,374</u>
Cash and equivalents classified as:			
Equity in pooled cash and investments	959,358	8,073,602	1,470,374
Total	<u>\$ 959,358</u>	<u>\$ 8,073,602</u>	<u>\$ 1,470,374</u>
Reconciliation of operating income to net cash provided (used) by operating activities:			
Operating income (loss)	<u>\$ 79,785</u>	<u>\$ 293,107</u>	<u>\$ (107,212)</u>
Adjustments to reconcile operating income to net cash provided (used) by operating activities:			
Depreciation expense	279,702	984	32,362
Increase in accrued estimated self-insured losses	-	370,037	-
(Increase) in accounts receivable	-	-	(25,827)
Increase in accrued compensated absences	-	4,760	7,502
Increase in unearned revenue	-	-	-
(Increase) decrease in inventories	-	-	1,894
Increase(decrease) in accounts payable	3,190	(4,893)	(24,173)
Total adjustments	<u>282,892</u>	<u>370,888</u>	<u>(8,242)</u>
NET CASH PROVIDED (USED) BY OPERATING ACTIVITIES	<u>\$ 362,677</u>	<u>\$ 663,995</u>	<u>\$ (115,454)</u>

504 TELEPHONE SERVICE	506 VEHICLE REPLACEMENT	507 HEALTH INSURANCE	TOTAL
\$ 556,842	\$ 2,261,380	\$ 17,350,707	\$ 27,830,252
343,562	-	397,218	857,472
(381,831)	169,154	(16,819,588)	(22,631,108)
(412,058)	-	-	(1,680,012)
<u>106,515</u>	<u>2,430,534</u>	<u>928,337</u>	<u>4,376,604</u>
20,891	-	(605,037)	(1,965,464)
(3,220)	(4,026)	1,508	(18,836)
<u>17,671</u>	<u>(4,026)</u>	<u>(603,529)</u>	<u>(1,984,300)</u>
(65,049)	(1,784,051)	-	(2,016,850)
-	298,753	-	299,804
<u>(65,049)</u>	<u>(1,485,298)</u>	<u>-</u>	<u>(1,717,046)</u>
11,388	-	149,295	180,135
<u>11,388</u>	<u>-</u>	<u>149,295</u>	<u>180,135</u>
70,525	941,210	474,103	855,393
727,174	3,455,694	9,248,983	24,565,630
<u>\$ 797,699</u>	<u>\$ 4,396,904</u>	<u>\$ 9,723,086</u>	<u>\$ 25,421,023</u>
797,699	4,396,904	9,723,086	25,421,023
<u>\$ 797,699</u>	<u>\$ 4,396,904</u>	<u>\$ 9,723,086</u>	<u>\$ 25,421,023</u>
\$ 10,579	\$ 1,143,699	\$ (1,061,200)	\$ 358,758
115,083	1,117,681	-	1,545,812
-	-	53,836	423,873
(28,493)	-	-	(54,320)
831	-	-	13,093
-	-	724,096	724,096
(496)	-	-	1,398
9,011	169,154	1,211,605	1,363,894
<u>95,936</u>	<u>1,286,835</u>	<u>1,989,537</u>	<u>4,017,846</u>
<u>\$ 106,515</u>	<u>\$ 2,430,534</u>	<u>\$ 928,337</u>	<u>\$ 4,376,604</u>

FIDUCIARY FUNDS

AGENCY FUNDS

BOARD OF COUNTY COMMISSIONERS

WORK RELEASE TRUST (602) - To collect and account for the cash, receipts and disbursements of work release participants. Individual resident account records are maintained and there are no commissary sales to these residents. On a monthly basis, 50% of a resident's earnings are charged to their respective accounts for room and board.

COMBINATION AGENCY (603) - To account for unclaimed tax refunds, unclaimed tax certificates, tax deed overbids, unclaimed evidence money and any unclaimed payables that are held in trust for claimants.

TAX COLLECTOR

AGENCY FUND – This fund is used to account for resources held in a purely custodial capacity.

CLERK OF THE COURT

GENERAL TRUST - This fund is a central clearing account for monies received, and the receipt and disbursement of fines and service charges.

DOMESTIC RELATIONS - This fund accounts for the collection and disbursement of court-ordered alimony and child support payments that are not administered by the State Depository Unit (SDU).

REGISTRY OF COURT - This fund accounts for the collection and disbursement of deposits required by circuit and county court legal actions.

JURY AND WITNESS - This fund accounts for the receipt and disbursement of funds to jurors and witnesses on behalf of county and state agencies.

CASH BONDS - Accounts for funds received from defendants of criminal and civil arrests required to assure that the defendant would meet the requirement to appear in court. Disposition of these bond funds is made as ordered by the court.

SHERIFF

INDIVIDUAL DEPOSITORY - Accounts for fees charged for the service of process in civil cases. These nonrefundable fees are set by Section 30.231 of the Florida Statutes. The costs of executing enforceable writs are also handled through this fund. On a monthly basis, these fees are remitted to the the Board of County Commissioners.

SUSPENSE - Accounts for the receipt and disbursement of funds received from various sources such as purges for child support, transportation, restitution, miscellaneous service contracts, proceeds from court-ordered sale of abandoned property, etc. Disbursement of these funds is made in accordance with the purpose of the receipt and any balance remaining is remitted monthly to the the Board of County Commissioners.

EVIDENCE TRUST - Accounts for funds held for safekeeping relating to evidentiary matters.

INMATE TRUST - Accounts for inmates' cash receipts and disbursements. Individual inmate account records are maintained and commissary sales recorded. This fund makes disbursements from individual accounts as requested by the inmates to the extent of their available funds.

FLEXIBLE SPENDING TRUST – Accounts for employees' health care and dependent care contributions not covered under health insurance plan from before-tax dollars limited to a maximum contribution of \$5,000 per year.

ALACHUA COUNTY, FLORIDA
 COMBINING STATEMENT OF FIDUCIARY NET ASSETS
 FIDUCIARY FUNDS
 SEPTEMBER 30, 2010

AGENCY FUNDS

	602 WORK RELEASE TRUST	603 COMBINATION AGENCY	TAX COLLECTOR AGENCY	GENERAL TRUST
ASSETS				
Equity in pooled cash and investments	\$ -	\$ 173,782	\$ -	\$ -
Other cash and equivalents	13,297	-	5,684,554	978,974
Investments - SBA Fund B	-	-	-	-
Due from individuals	-	-	9,968	6,886
Due from other governments	-	-	6,165	-
Total assets	<u>13,297</u>	<u>173,782</u>	<u>5,700,687</u>	<u>985,860</u>
LIABILITIES				
Assets held for others	-	-	843,967	177,656
Due to other governments	-	-	248,190	808,204
Deposits held in escrow	13,297	173,782	-	-
Deposits - installment taxes	-	-	4,608,530	-
Total liabilities	<u>13,297</u>	<u>173,782</u>	<u>5,700,687</u>	<u>985,860</u>
NET ASSETS	<u>\$ -</u>	<u>\$ -</u>	<u>\$ -</u>	<u>\$ -</u>

 AGENCY FUNDS

<u>DOMESTIC RELATIONS</u>	<u>REGISTRY OF COURT</u>	<u>JURY AND WITNESS</u>	<u>CASH BONDS</u>	<u>INDIVIDUAL DEPOSITORY</u>	<u>SUSPENSE</u>
\$ -	\$ -	\$ -	\$ -	\$ -	\$ -
-	408,012	3,314	235,308	11,272	-
-	180,327	-	-	-	-
853	-	-	-	1,199	-
135	-	-	-	9,276	22,145
<u>988</u>	<u>588,339</u>	<u>3,314</u>	<u>235,308</u>	<u>21,747</u>	<u>22,145</u>
-	588,339	497	235,308	20,501	22,145
988	-	2,817	-	1,246	-
-	-	-	-	-	-
-	-	-	-	-	-
<u>988</u>	<u>588,339</u>	<u>3,314</u>	<u>235,308</u>	<u>21,747</u>	<u>22,145</u>
<u>\$ -</u>	<u>\$ -</u>	<u>\$ -</u>	<u>\$ -</u>	<u>\$ -</u>	<u>\$ -</u>

ALACHUA COUNTY, FLORIDA
 COMBINING STATEMENT OF FIDUCIARY NET ASSETS
 FIDUCIARY FUNDS
 SEPTEMBER 30, 2010

AGENCY FUNDS

	EVIDENCE TRUST	INMATE TRUST	FLEXIBLE SPENDING TRUST	TOTAL
ASSETS				
Equity in pooled cash and investments	\$ -	\$ -	\$ -	\$ 173,782
Other cash and equivalents	63,949	20,916	16,883	7,436,479
Investments - SBA Fund B	-	-	-	180,327
Due from individuals	-	-	-	18,906
Due from other governments	-	-	-	37,721
Total assets	<u>63,949</u>	<u>20,916</u>	<u>16,883</u>	<u>7,847,215</u>
LIABILITIES				
Assets held for others	63,949	20,916	16,883	1,990,161
Due to other governments	-	-	-	1,061,445
Deposits held in escrow	-	-	-	187,079
Deposits - installment taxes	-	-	-	4,608,530
Total liabilities	<u>63,949</u>	<u>20,916</u>	<u>16,883</u>	<u>7,847,215</u>
NET ASSETS	<u>\$ -</u>	<u>\$ -</u>	<u>\$ -</u>	<u>\$ -</u>

ALACHUA COUNTY, FLORIDA
 COMBINING STATEMENT OF CHANGES IN ASSETS AND LIABILITIES
 FIDUCIARY FUNDS
 FOR THE YEAR ENDED SEPTEMBER 30, 2010

PAGE 1 OF 4

	BALANCE OCTOBER 1, 2009	ADDITIONS	DEDUCTIONS	BALANCE SEPTEMBER 30, 2010
<u>WORK RELEASE TRUST FUND (602)</u>				
ASSETS				
Other cash and equivalents	\$ 21,585	\$ 534,822	\$ 543,110	\$ 13,297
LIABILITIES				
Deposits held in escrow	\$ 21,585	\$ 316,080	\$ 324,368	\$ 13,297
<u>COMBINATION AGENCY (603)</u>				
ASSETS				
Equity in pooled cash and investments	\$ 237,918	\$ 66,331	\$ 130,467	\$ 173,782
LIABILITIES				
Deposits held in escrow	\$ 237,918	\$ 66,207	\$ 130,343	\$ 173,782
<u>TAX COLLECTOR - AGENCY</u>				
ASSETS				
Other cash and equivalents	\$ 4,649,440	\$ 220,258,345	\$ 219,223,231	\$ 5,684,554
Due from individuals	9,016	870,558	869,606	9,968
Due from other governments	5,069	189,598	188,502	6,165
	<u>\$ 4,663,525</u>	<u>\$ 221,318,501</u>	<u>\$ 220,281,339</u>	<u>\$ 5,700,687</u>
LIABILITIES				
Assets held for others	\$ 226,571	\$ 18,064,806	\$ 17,447,410	\$ 843,967
Due to other governments	219,690	198,264,699	198,236,199	248,190
Deposits - installment taxes	4,217,264	4,988,996	4,597,730	4,608,530
	<u>\$ 4,663,525</u>	<u>\$ 221,318,501</u>	<u>\$ 220,281,339</u>	<u>\$ 5,700,687</u>
<u>GENERAL TRUST</u>				
ASSETS				
Other cash and equivalents	\$ 1,118,328	\$ 27,014,744	\$ 27,154,098	\$ 978,974
Due from individuals	5,630	688,929	687,673	6,886
	<u>\$ 1,123,958</u>	<u>\$ 27,703,673</u>	<u>\$ 27,841,771</u>	<u>\$ 985,860</u>
LIABILITIES				
Assets held for others	\$ 139,435	\$ 3,167,712	\$ 3,129,491	\$ 177,656
Due to other governments	984,523	24,535,961	24,712,280	808,204
	<u>\$ 1,123,958</u>	<u>\$ 27,703,673</u>	<u>\$ 27,841,771</u>	<u>\$ 985,860</u>

ALACHUA COUNTY, FLORIDA
 COMBINING STATEMENT OF CHANGES IN ASSETS AND LIABILITIES
 FIDUCIARY FUNDS
 FOR THE YEAR ENDED SEPTEMBER 30, 2010

	BALANCE OCTOBER 1, 2009	ADDITIONS	DEDUCTIONS	BALANCE SEPTEMBER 30, 2010
<u>DOMESTIC RELATIONS</u>				
ASSETS				
Other cash and equivalents	\$ -	\$ 542,599	\$ 542,599	\$ -
Due from individuals	488	365	-	853
Due from other governments	262	73,295	73,422	135
	<u>\$ 750</u>	<u>\$ 616,259</u>	<u>\$ 616,021</u>	<u>\$ 988</u>
LIABILITIES				
Due to other governments	<u>\$ 750</u>	<u>\$ 469,183</u>	<u>\$ 468,945</u>	<u>\$ 988</u>
<u>REGISTRY OF COURT</u>				
ASSETS				
Other cash and equivalents	\$ 782,327	\$ 3,185,958	\$ 3,560,273	\$ 408,012
Investments - SBA Fund B	181,364	172,074	173,111	180,327
	<u>\$ 963,691</u>	<u>\$ 3,358,032</u>	<u>\$ 3,733,384</u>	<u>\$ 588,339</u>
LIABILITIES				
Assets held for others	<u>\$ 963,691</u>	<u>\$ 3,111,713</u>	<u>\$ 3,487,065</u>	<u>\$ 588,339</u>
<u>JURY AND WITNESS</u>				
ASSETS				
Other cash and equivalents	\$ 3,757	\$ 39,458	\$ 39,901	\$ 3,314
Due from other governments	664	-	664	-
	<u>\$ 4,421</u>	<u>\$ 39,458</u>	<u>\$ 40,565</u>	<u>\$ 3,314</u>
LIABILITIES				
Assets held for others	\$ 2,145	\$ 712	\$ 2,360	\$ 497
Due to other governments	2,276	39,673	39,132	2,817
	<u>\$ 4,421</u>	<u>\$ 40,385</u>	<u>\$ 41,492</u>	<u>\$ 3,314</u>
<u>CASH BONDS</u>				
ASSETS				
Other cash and equivalents	\$ 235,891	\$ 558,628	\$ 559,211	\$ 235,308
Due from individuals	71	-	71	-
	<u>\$ 235,962</u>	<u>\$ 558,628</u>	<u>\$ 559,282</u>	<u>\$ 235,308</u>
LIABILITIES				
Assets held for others	<u>\$ 235,962</u>	<u>\$ 558,556</u>	<u>\$ 559,210</u>	<u>\$ 235,308</u>

ALACHUA COUNTY, FLORIDA
 COMBINING STATEMENT OF CHANGES IN ASSETS AND LIABILITIES
 FIDUCIARY FUNDS
 FOR THE YEAR ENDED SEPTEMBER 30, 2010

	BALANCE OCTOBER 1, 2009	ADDITIONS	DEDUCTIONS	BALANCE SEPTEMBER 30, 2010
<u>INDIVIDUAL DEPOSITORY</u>				
ASSETS				
Other cash and equivalents	\$ -	\$ 45,629	\$ 34,357	\$ 11,272
Due from individuals	1,105	1,269	1,175	1,199
Due from other governments	1,314	13,587	5,625	9,276
	<u>\$ 2,419</u>	<u>\$ 60,485</u>	<u>\$ 41,157</u>	<u>\$ 21,747</u>
LIABILITIES				
Assets held for others	\$ 1,001	\$ 53,213	\$ 33,713	20,501
Due to other governments	1,418	6,073	6,245	1,246
	<u>\$ 2,419</u>	<u>\$ 59,286</u>	<u>\$ 39,958</u>	<u>\$ 21,747</u>
<u>SUSPENSE</u>				
ASSETS				
Due from individuals	\$ -	\$ -	\$ -	\$ -
Due from other governments	8,138	16,276	2,269	22,145
	<u>\$ 8,138</u>	<u>\$ 16,276</u>	<u>\$ 2,269</u>	<u>\$ 22,145</u>
LIABILITIES				
Assets held for others	\$ 8,138	\$ 16,057	\$ 2,050	\$ 22,145
<u>EVIDENCE TRUST</u>				
ASSETS				
Other cash and equivalents	\$ 62,972	\$ 53,533	\$ 52,556	\$ 63,949
Due from individuals	700	-	700	-
	<u>\$ 63,672</u>	<u>\$ 53,533</u>	<u>\$ 53,256</u>	<u>\$ 63,949</u>
LIABILITIES				
Assets held for others	\$ 63,672	\$ 53,533	\$ 53,256	\$ 63,949
<u>INMATE TRUST</u>				
ASSETS				
Other cash and equivalents	\$ 29,325	\$ 1,280,028	\$ 1,288,437	\$ 20,916
LIABILITIES				
Assets held for others	\$ 29,317	\$ 1,280,028	\$ 1,288,429	\$ 20,916
Due to other governments	8	-	8	-
	<u>\$ 29,325</u>	<u>\$ 1,280,028</u>	<u>\$ 1,288,437</u>	<u>\$ 20,916</u>

ALACHUA COUNTY, FLORIDA
 COMBINING STATEMENT OF CHANGES IN ASSETS AND LIABILITIES
 FIDUCIARY FUNDS
 FOR THE YEAR ENDED SEPTEMBER 30, 2010

	BALANCE OCTOBER 1, 2009	ADDITIONS	DEDUCTIONS	BALANCE SEPTEMBER 30, 2010
<u>FLEXIBLE SPENDING TRUST</u>				
ASSETS				
Other cash and equivalents	\$ 7,343	\$ 105,153	\$ 95,613	\$ 16,883
Due from individuals	-	-	-	-
	<u>\$ 7,343</u>	<u>\$ 105,153</u>	<u>\$ 95,613</u>	<u>\$ 16,883</u>
LIABILITIES				
Assets held for others	<u>\$ 7,343</u>	<u>\$ 105,153</u>	<u>\$ 95,613</u>	<u>\$ 16,883</u>
<u>COMBINED TOTALS</u>				
ASSETS				
Equity in pooled cash and investments	\$ 237,918	\$ 66,331	\$ 130,467	\$ 173,782
Other cash and equivalents	6,910,968	253,618,897	253,093,386	7,436,479
Investments - SBA Fund B	181,364	172,074	173,111	180,327
Due from individuals	17,010	1,561,121	1,559,225	18,906
Due from other governments	15,447	292,756	270,482	37,721
Total assets	<u>\$ 7,362,707</u>	<u>\$ 255,711,179</u>	<u>\$ 255,226,671</u>	<u>\$ 7,847,215</u>
LIABILITIES				
Assets held for others	\$ 1,677,275	\$ 26,411,483	\$ 26,098,597	\$ 1,990,161
Due to other governments	1,208,665	223,315,589	223,462,809	1,061,445
Deposits held in escrow	259,503	382,287	454,711	187,079
Deposits - installment taxes	4,217,264	4,988,996	4,597,730	4,608,530
Total liabilities	<u>\$ 7,362,707</u>	<u>\$ 255,098,355</u>	<u>\$ 254,613,847</u>	<u>\$ 7,847,215</u>

COMPONENT UNITS –DISCRETELY PRESENTED

MURPHREE LAW LIBRARY (855) - This fund was established by the Alachua County Board of County Commission Resolution 83-82, pursuant to Florida Statute 28.241, to account for the receipt and disbursement of funds designated for functions of a central law library. Funding comes from certain filing fees for civil actions in County and Circuit Courts.

ALACHUA COUNTY HOUSING FINANCE AUTHORITY GENERAL FUND (850) - This fund was established to account for the receipt and disbursement of funds for the Alachua County Housing Finance Authority, which provides funding for low-income housing.

ALACHUA COUNTY, FLORIDA
 COMBINING STATEMENT OF NET ASSETS
 NONMAJOR DISCRETELY PRESENTED COMPONENT UNITS
 SEPTEMBER 30, 2010

	855	850	TOTAL NONMAJOR DISCRETELY PRESENTED COMPONENT UNITS
	MURPHREE LAW LIBRARY	ALACHUA COUNTY HOUSING FINANCE AUTHORITY	
ASSETS			
Current assets:			
Equity in pooled cash & investments	\$ 74,382	\$ 385,189	\$ 459,571
Accounts receivable	11,312	498	11,810
Due from other governments	2,140	-	2,140
Total current assets	<u>87,834</u>	<u>385,687</u>	<u>473,521</u>
Non-current assets:			
Equipment	1,850	-	1,850
Less accumulated depreciation	(401)	-	(401)
Total capital assets (net of depreciation)	<u>1,449</u>	<u>-</u>	<u>1,449</u>
Total assets	<u>89,283</u>	<u>385,687</u>	<u>474,970</u>
LIABILITIES			
Current liabilities:			
Accounts payable	5,694	3,990	9,684
Accrued compensated absences of a year or less	307	-	307
Total current liabilities	<u>6,001</u>	<u>3,990</u>	<u>9,991</u>
Total liabilities	<u>6,001</u>	<u>3,990</u>	<u>9,991</u>
NET ASSETS			
Invested in capital assets	1,449	-	1,449
Unrestricted	81,833	381,697	463,530
Total net assets	<u>\$ 83,282</u>	<u>\$ 381,697</u>	<u>\$ 464,979</u>

ALACHUA COUNTY, FLORIDA
 COMBINING STATEMENT OF ACTIVITIES
 NONMAJOR DISCRETELY PRESENTED COMPONENT UNITS
 FOR THE YEAR ENDED SEPTEMBER 30, 2010

	855	850	TOTAL NONMAJOR DISCRETELY PRESENTED COMPONENT UNITS
	MURPHREE LAW LIBRARY	ALACHUA COUNTY HOUSING FINANCE AUTHORITY	
Operating expenses:			
Personal services	\$ 36,671	\$ -	\$ 36,671
Supplies and materials	41,815	-	41,815
Other services and charges	882	58,584	59,466
Depreciation	370	-	370
Total operating expenses	<u>\$ 79,738</u>	<u>\$ 58,584</u>	<u>\$ 138,322</u>
Program revenues:			
Charges for services	60,552	-	60,552
Operating grants and contributions	529	-	529
Total operating revenues	<u>61,081</u>	<u>-</u>	<u>61,081</u>
Total net expense	<u>(18,657)</u>	<u>(58,584)</u>	<u>(77,241)</u>
General revenues:			
Interest earnings	1,448	6,383	7,831
Miscellaneous	20	54,824	54,844
Total general revenues	<u>1,468</u>	<u>61,207</u>	<u>62,675</u>
Changes in net assets	(17,189)	2,623	(14,566)
Net assets - beginning	<u>100,471</u>	<u>379,074</u>	<u>479,545</u>
Net assets - ending	<u>\$ 83,282</u>	<u>\$ 381,697</u>	<u>\$ 464,979</u>

ALACHUA COUNTY, FLORIDA
BALANCE SHEET
NONMAJOR DISCRETELY PRESENTED COMPONENT UNITS
SEPTEMBER 30, 2010

	855	850	TOTAL NONMAJOR DISCRETELY PRESENTED COMPONENT UNITS
	MURPHREE LAW LIBRARY	ALACHUA COUNTY HOUSING FINANCE AUTHORITY	
ASSETS			
Equity in pooled cash and investments	\$ 74,382	\$ 385,189	\$ 459,571
Accounts receivable	11,312	498	11,810
Due from other governments	2,140	-	2,140
Total assets	\$ 87,834	\$ 385,687	\$ 473,521
LIABILITIES AND FUND BALANCES			
Liabilities:			
Accounts payable and accrued liabilities	5,694	3,990	9,684
Total liabilities	5,694	3,990	9,684
Fund balances reserved for:			
Encumbrances	-	4,750	4,750
Unreserved-undesignated	82,140	376,947	459,087
Total fund balances	82,140	381,697	463,837
Total liabilities and fund balances	\$ 87,834	\$ 385,687	\$ 473,521

Reconciliation of the Balance Sheet to the Statement of Net Assets - Discretely Presented Component Units

Fund balances	\$ 463,837
Amounts reported for governmental activities in the Statement of Net Assets are different because:	
Long-term liabilities are not due and payable in the current period and therefore are not reported in the fund financial statements	(307)
Capital assets used in governmental activities are not financial resources and therefore are not reported in the fund financial statements.	1,449
Net assets of governmental activities	\$ 464,979

ALACHUA COUNTY, FLORIDA
STATEMENT OF REVENUES, EXPENDITURES
AND CHANGES IN FUND BALANCES
NONMAJOR DISCRETELY PRESENTED COMPONENT UNITS
FOR THE YEAR ENDED SEPTEMBER 30, 2010

	855	850	TOTAL NONMAJOR DISCRETELY PRESENTED COMPONENT UNITS
	MURPHREE LAW LIBRARY	ALACHUA COUNTY HOUSING FINANCE AUTHORITY	
REVENUES			
Charges for services	\$ 60,553	\$ -	\$ 60,553
Investment income	1,448	6,383	7,831
Private donations	529	-	529
Miscellaneous	20	54,824	54,844
Total revenues	<u>62,550</u>	<u>61,207</u>	<u>123,757</u>
EXPENDITURES			
Current:			
Economic environment	-	58,584	58,584
Court cost	79,066	-	79,066
Total expenditures	<u>79,066</u>	<u>58,584</u>	<u>137,650</u>
Excess (deficiency) of revenues over (under) expenditures	<u>(16,516)</u>	<u>2,623</u>	<u>(13,893)</u>
Net change in fund balances	(16,516)	2,623	(13,893)
Fund balances - beginning	<u>98,656</u>	<u>379,074</u>	<u>477,730</u>
Fund balances - ending	<u>\$ 82,140</u>	<u>\$ 381,697</u>	<u>\$ 463,837</u>

**Reconciliation of the Statement of Revenues, Expenditures and Changes in Fund Balances
to the Statement of Activities**

Net change in fund balances	\$ (13,893)
Amounts reported for governmental activities in the Statement of Activities are different because:	
Governmental funds report capital outlay as expenditures; however in the Statement of Activities, the cost of those assets is allocated over their useful lives as depreciation. This is the amount by which capital outlay expenditures exceeded depreciation in the current period.	(370)
Some expenses reported in the Statement of Activities do not require the use of current financial resources and therefore are not reported as expenditures in the governmental funds.	(303)
Changes in net assets of governmental activities	<u>\$ (14,566)</u>

ALACHUA COUNTY, FLORIDA
SCHEDULE OF REVENUES, EXPENDITURES AND
CHANGES IN FUND BALANCES - BUDGET AND ACTUAL
DISCRETELY PRESENTED COMPONENT UNITS
FOR THE YEAR ENDED SEPTEMBER 30, 2010

MURPHREE LAW LIBRARY (855)

	<u>BUDGETED AMOUNTS</u>			<u>VARIANCE WITH FINAL BUDGET - POSITIVE (NEGATIVE)</u>
	<u>ORIGINAL</u>	<u>FINAL</u>	<u>ACTUAL</u>	
REVENUES				
Charges for services	\$ -	\$ 72,975	\$ 60,553	\$ (12,422)
Investment income	-	3,300	1,448	(1,852)
Private donations	-	-	529	529
Miscellaneous	-	-	20	20
Total revenues	<u>-</u>	<u>76,275</u>	<u>62,550</u>	<u>(13,725)</u>
EXPENDITURES				
Current:	-	-	-	-
Court cost	-	86,277	79,066	7,211
Reserve for contingency	-	84,998	-	84,998
Total expenditures	<u>-</u>	<u>171,275</u>	<u>79,066</u>	<u>92,209</u>
Excess (deficiency) of revenues over (under)expenditures	-	(95,000)	(16,516)	78,484
Fund balance - beginning	<u>-</u>	<u>95,000</u>	<u>98,656</u>	<u>3,656</u>
Fund balance - ending	<u>\$ -</u>	<u>\$ -</u>	<u>\$ 82,140</u>	<u>\$ 82,140</u>

ALACHUA COUNTY HOUSING FINANCE AUTHORITY (850)

REVENUES				
Investment income	\$ -	\$ -	\$ 6,383	\$ 6,383
Miscellaneous	<u>34,442</u>	<u>34,442</u>	<u>54,824</u>	<u>20,382</u>
Total revenues	<u>34,442</u>	<u>34,442</u>	<u>61,207</u>	<u>26,765</u>
EXPENDITURES				
Current:				
Economic environment	299,942	373,515	58,584	314,931
Reserve for contingency	-	40,000	-	40,000
Total expenditures	<u>299,942</u>	<u>413,515</u>	<u>58,584</u>	<u>354,931</u>
Excess (deficiency) of revenues over (under)expenditures	(265,500)	(379,073)	2,623	381,696
Fund balance - beginning	<u>265,500</u>	<u>379,073</u>	<u>379,074</u>	<u>1</u>
Fund balance - ending	<u>\$ -</u>	<u>\$ -</u>	<u>\$ 381,697</u>	<u>\$ 1</u>

STATISTICAL SECTION

This page intentionally left blank.

STATISTICAL SECTION

This part of Alachua County’s Comprehensive Annual Financial Report presents detailed information as a context for understanding what the information in the financial statements, note disclosures and required supplementary information says about the government’s overall financial health.

<u>Contents</u>	<u>Page</u>
Financial Trends	148
These schedules contain trend information to help the reader understand how the government’s financial performance and well-being have changed over time.	
Revenue Capacity	156
These schedules contain information to help the reader assess the government’s most significant local revenue source, the property tax.	
Debt Capacity	162
These schedules present information to help the reader assess the affordability of the government’s current levels of outstanding debt and the government’s ability to issue additional debt in the future.	
Demographic and Economic Information	168
These schedules offer demographic and economic indicators to help the reader understand the environment within which the government’s financial activities take place.	
Operating Information	170
These schedules contain service and infrastructure data to help the reader understand how the information in the government’s financial report relates to the services the government provides and the activities it performs.	

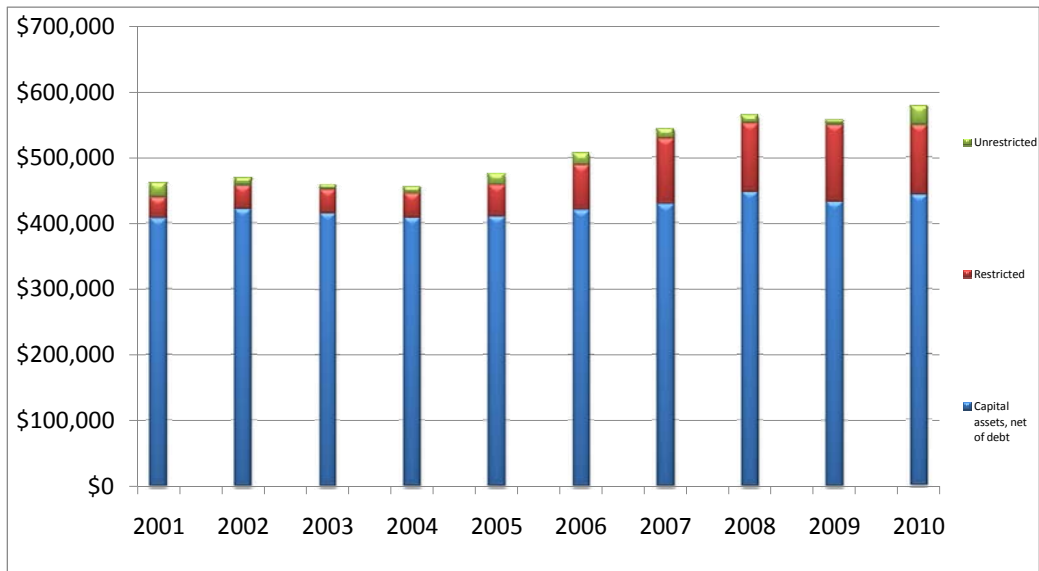
Sources: Unless otherwise noted, the information in these schedules is derived from the Comprehensive Annual Reports for the relevant year.

Schedule 1
ALACHUA COUNTY, FLORIDA
NET ASSETS BY COMPONENT
LAST TEN FISCAL YEARS
(accrual basis of accounting)

	Fiscal year			
	2001	2002	2003	2004
Governmental activities				
Invested in capital assets,				
net of related debt	\$ 395,257,849	\$ 409,316,805	\$ 404,714,079	\$ 396,664,368
Restricted	31,418,937	35,428,354	35,640,208	37,355,840
Unrestricted	17,934,641	11,069,090	6,626,452	8,881,568
Total governmental activities net assets	<u>\$ 444,611,427</u>	<u>\$ 455,814,249</u>	<u>\$ 446,980,739</u>	<u>\$ 442,901,776</u>
Business-type activities				
Invested in capital assets,				
net of related debt	\$ 11,433,239	\$ 11,672,153	\$ 11,581,195	\$ 11,146,256
Restricted	-	-	-	-
Unrestricted	4,694,169	1,430,104	1,040,054	1,434,558
Total business-type activities net assets	<u>\$ 16,127,408</u>	<u>\$ 13,102,257</u>	<u>\$ 12,621,249</u>	<u>\$ 12,580,814</u>
Primary government				
Invested in capital assets,				
net of related debt	\$ 406,691,088	\$ 420,988,958	\$ 416,295,274	\$ 407,810,624
Restricted	31,418,937	35,428,354	35,640,208	37,355,840
Unrestricted	22,628,810	12,499,194	7,666,506	10,316,126
Total primary government net assets	<u>\$ 460,738,835</u>	<u>\$ 468,916,506</u>	<u>\$ 459,601,988</u>	<u>\$ 455,482,590</u>

Fiscal year					
2005	2006	2007	2008	2009	2010
\$ 398,477,391	\$ 409,133,900	\$ 417,974,105	\$ 436,552,082	\$ 423,152,083	\$ 432,141,510
47,790,534	67,937,176	98,778,966	103,640,837	116,438,328	105,937,682
16,329,883	17,061,875	12,428,216	8,980,530	2,408,526	22,234,775
<u>\$ 462,597,808</u>	<u>\$ 494,132,951</u>	<u>\$ 529,181,287</u>	<u>\$ 549,173,449</u>	<u>\$ 541,998,937</u>	<u>\$ 560,313,967</u>
\$ 11,045,859	\$ 10,953,575	\$ 10,430,476	\$ 10,279,536	\$ 10,431,844	\$ 10,102,067
-	261,077	434,143	753,935	665,600	472,420
1,225,508	1,547,795	2,931,772	3,683,421	4,559,708	7,205,263
<u>\$ 12,271,367</u>	<u>\$ 12,762,447</u>	<u>\$ 13,796,389</u>	<u>\$ 14,716,892</u>	<u>\$ 15,657,152</u>	<u>\$ 17,779,750</u>
\$ 409,523,250	\$ 420,087,475	\$ 428,404,581	\$ 446,831,618	\$ 433,583,927	\$ 442,243,577
47,790,534	68,198,253	99,213,109	104,394,772	117,103,928	106,410,102
17,555,391	18,609,670	15,359,988	12,663,951	6,968,234	29,440,038
<u>\$ 474,869,175</u>	<u>\$ 506,895,398</u>	<u>\$ 542,977,676</u>	<u>\$ 563,890,341</u>	<u>\$ 557,656,089</u>	<u>\$ 578,093,717</u>

Total Primary Government - Net Assets
(Amounts expressed in thousands)



Schedule 2
ALACHUA COUNTY, FLORIDA
CHANGES IN NET ASSETS
LAST TEN FISCAL YEARS
(accrual basis of accounting)

	Fiscal Year									
	2001	2002	2003	2004	2005	2006	2007	2008	2009	2010
Expenses										
Governmental activities:										
Administration	\$ 24,881,005	\$ 26,634,438	\$ 26,225,299	\$ 27,606,055	\$ 30,963,224	\$ 36,898,394	\$ 42,541,401	\$ 44,001,091	\$ 43,513,311	\$ 42,228,289
Community services	8,920,868	10,228,447	10,605,716	11,057,807	12,055,208	13,964,098	14,955,326	16,163,933	18,267,769	19,574,960
Corrections	17,220,888	18,183,866	19,846,235	20,237,060	21,710,160	23,619,110	25,108,328	26,644,516	27,977,357	27,802,365
Courts	14,301,134	16,794,357	19,930,708	19,377,967	17,733,587	20,498,124	21,656,031	22,259,861	22,516,808	22,152,800
Culture & recreation	1,492,212	1,662,459	1,621,328	1,829,795	1,596,226	1,751,067	2,118,880	1,959,727	1,963,974	2,620,000
Tourist development	1,767,916	2,089,645	1,606,607	1,465,766	1,613,170	1,629,274	1,832,697	2,169,482	2,204,062	2,274,812
Emergency services	13,926,132	16,270,390	23,113,667	27,175,808	29,831,108	29,137,065	31,491,242	31,889,636	30,861,300	30,118,804
Environmental services	2,330,211	2,393,021	2,114,012	2,263,953	2,292,391	2,554,639	2,640,608	2,784,239	2,839,515	2,790,166
Growth management	3,059,717	2,921,536	3,496,765	4,172,215	3,429,737	3,573,283	4,968,513	4,864,406	4,764,756	4,468,464
Law enforcement	29,449,163	30,882,182	25,362,248	25,944,233	26,770,195	28,172,662	30,976,917	32,494,265	33,149,063	32,565,956
Solid waste collection	2,791,716	3,437,474	3,301,642	3,344,876	3,098,051	3,601,815	3,950,855	4,290,135	3,928,724	4,728,027
Transportation	20,515,581	21,648,915	26,818,185	22,306,661	22,695,531	23,377,931	25,096,355	23,882,441	42,820,787	23,360,193
Interest on long-term debt	2,803,178	2,810,333	2,771,457	2,875,183	2,775,576	3,134,907	4,524,190	4,259,461	4,510,052	4,236,944
Total governmental activities expenses	143,459,721	155,957,063	166,813,869	169,657,379	176,564,164	191,912,369	211,861,343	217,663,193	239,317,478	218,921,780
Business-type activities:										
Solid waste disposal system	9,261,124	10,567,528	10,288,833	10,467,260	11,481,362	12,105,580	12,640,404	12,699,941	13,038,175	11,420,657
Codes enforcement	1,442,263	1,504,109	1,590,022	1,571,104	1,692,798	1,853,941	1,952,130	1,730,004	1,373,495	1,184,667
Non-emergency transport *	120,284	79,495	51,753	-	-	-	-	-	-	-
Total business-type activities	10,823,671	12,151,132	11,930,608	12,038,364	13,174,160	13,959,521	14,592,534	14,429,945	14,411,670	12,605,324
Total primary government expenses	154,283,392	168,108,195	178,744,477	181,695,743	189,738,324	205,871,890	226,453,877	232,093,138	253,729,148	231,527,104
Program Revenues										
Governmental activities:										
Charges for services:										
Administration	7,947,407	6,354,637	5,266,227	5,222,555	6,117,992	7,275,825	7,440,319	5,909,168	5,906,521	6,022,364
Courts	3,317,786	5,136,074	5,114,138	5,950,001	9,006,553	9,756,265	9,358,291	9,451,256	7,391,213	3,224,379
Emergency services	5,557,308	5,682,953	6,897,811	7,481,506	7,114,845	7,321,822	7,735,021	7,770,293	7,953,675	9,045,376
Solid waste collections	3,220,089	3,554,709	3,464,901	3,550,923	3,916,148	4,091,313	4,359,158	4,393,181	4,864,171	5,698,609
Other*	3,288,605	5,159,975	4,393,595	3,949,149	3,897,116	4,248,703	4,732,434	4,573,792	4,222,149	4,438,351
Operating grants and contributions	9,850,185	8,785,858	8,488,276	11,980,639	11,987,475	13,069,390	12,368,295	13,129,196	15,149,429	18,306,643
Capital grants and contributions	-	4,167,409	14,664,321	13,157,731	23,758,039	18,305,639	20,410,297	18,399,006	13,320,900	6,311,429
Total governmental activities program revenues	33,181,380	38,841,615	48,289,269	51,292,504	65,798,168	64,068,957	66,403,815	63,625,892	58,808,058	53,047,151

* Non-emergency transport moved to Emergency Services - governmental fund in 2004.

	2001	2002	2003	2004	2005	2006	2007	2008	2009	2010
Program Revenues (continued)										
Business-type activities:										
Charges for Services:										
Solid waste disposal system	\$ 7,694,359	\$ 9,017,172	\$ 9,645,362	\$ 8,923,211	\$ 9,860,401	\$ 11,275,052	\$ 12,474,258	\$ 13,383,673	\$ 13,522,568	\$ 12,578,870
Codes enforcement	1,540,906	1,575,487	1,460,813	1,673,154	2,139,247	1,735,085	1,576,414	1,335,511	1,126,126	1,272,065
Other	110,114	66,131	35,612	-	-	-	-	-	-	-
Operating grants and contributions	-	-	-	33,976	-	406	-	-	5,015	-
Total business-type activities program revenues	9,345,379	10,658,790	11,141,787	10,630,341	11,999,648	13,010,543	14,050,672	14,719,184	14,653,709	13,850,935
Total primary government program revenues	42,526,759	49,500,405	59,431,056	61,922,845	77,797,816	77,079,500	80,454,487	78,345,076	73,461,767	66,898,086
Net (Expense)Revenue										
Governmental activities	(110,278,341)	(117,115,448)	(118,524,600)	(118,364,875)	(110,765,996)	(127,843,412)	(145,457,528)	(154,037,301)	(180,509,420)	(165,874,629)
Business-type activities	(1,478,292)	(1,492,342)	(788,821)	(1,408,023)	(1,174,512)	(948,978)	(541,862)	289,239	242,039	1,245,611
Total primary governmental net expense	<u>\$ (111,756,633)</u>	<u>\$ (118,607,790)</u>	<u>\$ (119,313,421)</u>	<u>\$ (119,772,898)</u>	<u>\$ (111,940,508)</u>	<u>\$ (128,792,390)</u>	<u>\$ (145,999,390)</u>	<u>\$ (153,748,062)</u>	<u>\$ (180,267,381)</u>	<u>\$ (164,629,018)</u>
General Revenues and Other Changes in Net Assets										
Governmental activities:										
Taxes										
Property taxes	\$ 60,937,895	\$ 68,420,389	\$ 72,594,141	\$ 81,628,553	\$ 88,945,780	\$ 99,861,172	\$ 117,449,997	\$ 114,503,769	\$ 112,086,310	\$ 117,445,471
Tourist development taxes	-	1,363,805	1,497,134	1,568,483	1,766,014	2,062,443	2,234,698	2,130,619	1,885,944	2,367,444
Impact fees	-	-	-	-	-	1,770,327	2,337,461	1,603,801	2,361,442	1,699,263
Fuel taxes	6,529,541	4,887,847	4,822,672	5,020,294	5,323,355	5,399,099	5,371,078	6,940,796	7,896,251	7,465,344
Discretionary sales tax - New Courthouse	-	19,277,988	7,229,604	-	-	-	-	-	-	-
Discretionary sales tax - CHOICES	-	-	-	-	7,428,765	11,617,830	10,641,415	10,294,084	8,223,487	7,822,975
Discretionary sales tax - Wild Spaces & Public Places	-	-	-	-	-	-	-	-	5,892,902	8,057,146
Local business tax**	-	-	-	-	-	-	-	330,106	284,242	243,356
Public & communication service taxes	10,381,154	10,735,931	9,286,837	11,925,668	11,198,575	12,230,722	13,409,071	13,819,010	13,563,275	13,566,511
Sales tax & other state shared taxes	18,540,755	18,552,268	11,301,998	10,748,060	12,126,429	18,125,741	17,439,257	16,678,683	14,984,351	14,953,362
Interest earnings	1,553,937	1,478,921	1,160,809	1,143,450	2,741,254	6,501,431	9,877,203	4,429,065	2,536,314	3,127,865
Miscellaneous	4,286,136	1,377,250	1,806,729	1,436,956	1,044,785	2,180,539	1,915,623	3,419,228	3,949,565	3,824,539
Transfers	(33,253)	2,223,871	(8,834)	(1,123,379)	(112,929)	(175,114)	(169,939)	(119,698)	(329,175)	(132,757)
Prior period adjustment	-	-	-	1,937,830	-	-	-	-	-	-
Change in accounting principle	-	-	-	-	-	(195,635)	-	-	-	3,749,140
Total governmental activities	102,196,165	128,318,270	109,691,090	114,285,915	130,462,028	159,378,555	180,505,864	174,029,463	173,334,908	184,189,659
Business-type activities										
Public & communication service taxes	-	-	-	-	264,466	422,502	493,247	-	-	-
Interest earnings	829,945	283,990	167,314	146,908	301,807	505,297	660,938	232,613	169,157	262,459
Miscellaneous	-	407,072	131,665	97,298	185,863	338,244	251,682	278,951	199,889	481,771
Transfers	33,253	(2,223,871)	8,834	1,123,379	112,929	175,114	169,939	119,698	329,175	132,757
Change in accounting principle	-	-	-	-	-	(1,099)	-	-	-	-
Total business-type activities	863,198	(1,532,809)	307,813	1,367,585	865,065	1,440,058	1,575,806	631,262	698,221	876,987
Total primary government	<u>\$ 103,059,363</u>	<u>\$ 126,785,461</u>	<u>\$ 109,998,903</u>	<u>\$ 115,653,500</u>	<u>\$ 131,327,093</u>	<u>\$ 160,818,613</u>	<u>\$ 182,081,670</u>	<u>\$ 174,660,725</u>	<u>\$ 174,033,129</u>	<u>\$ 185,066,646</u>
Change in Net Assets										
Governmental activities	\$ (8,082,176)	\$ 11,202,822	\$ (8,833,510)	\$ (4,078,960)	\$ 19,696,032	\$ 31,535,143	\$ 35,048,336	\$ 19,992,162	\$ (7,174,512)	\$ 18,315,030
Business-type activities	(615,094)	(3,025,151)	(481,008)	(40,438)	(309,447)	491,080	1,033,944	920,501	940,260	2,122,598
Total primary government	<u>\$ (8,697,270)</u>	<u>\$ 8,177,671</u>	<u>\$ (9,314,518)</u>	<u>\$ (4,119,398)</u>	<u>\$ 19,386,585</u>	<u>\$ 32,026,223</u>	<u>\$ 36,082,280</u>	<u>\$ 20,912,663</u>	<u>\$ (6,234,252)</u>	<u>\$ 20,437,628</u>

** In fiscal year 2008 the State chart of accounts changed the coding for occupational license fees to a local business tax coding, moving it from Charges for Services to General Revenues.

Schedule 3
ALACHUA COUNTY, FLORIDA
FUND BALANCES, GOVERNMENTAL FUNDS
LAST TEN FISCAL YEARS

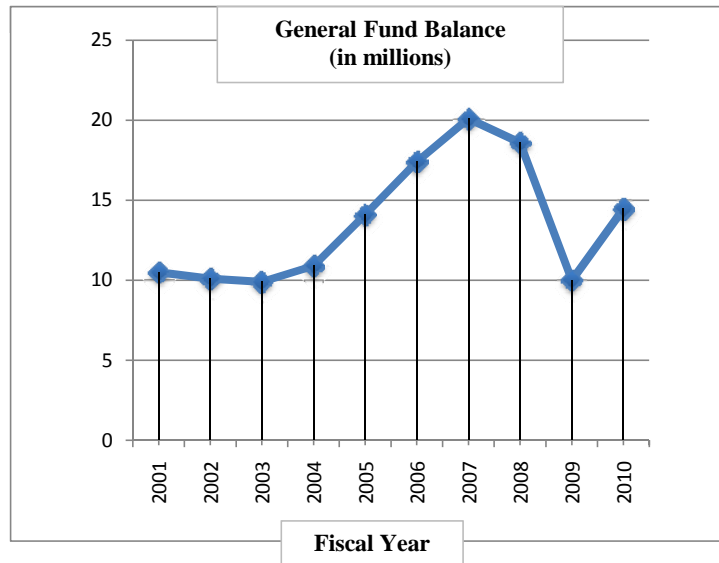
(modified accrual basis of accounting)

	Fiscal Year			
	2001	2002	2003	2004
General Fund				
Reserved	\$ 426,447	\$ 412,898	\$ 672,686	\$ 641,878
Unreserved	<u>10,067,440</u>	<u>9,735,429</u>	<u>9,256,508</u>	<u>10,266,762</u>
Total general fund	<u>\$ 10,493,887</u>	<u>\$ 10,148,327</u>	<u>\$ 9,929,194</u>	<u>\$ 10,908,640</u>
All Other Governmental Funds				
Reserved	\$ 6,060,731	\$ 7,552,862	\$ 8,252,193	\$ 4,613,270
Unreserved, reported in:				
Special revenue funds	18,966,340	20,679,177	19,311,532	23,888,189
Capital project funds	5,707,196	6,058,189	15,236,097	16,240,076
Debt service funds	<u>821,143</u>	<u>895,149</u>	<u>848,618</u>	<u>749,450</u>
Total all other governmental funds	<u>\$ 31,555,410</u>	<u>\$ 35,185,377</u>	<u>\$ 43,648,440</u>	<u>\$ 45,490,985</u>

*Note: FY04 Reserved and Unreserved breakout amounts differ from actual published statement amounts, for comparison purposes.

Fiscal year (continued)

2005	2006	2007	2008	2009	2010
\$ 509,168	\$ 626,087	\$ 581,985	\$ 785,087	\$ 589,477	\$ 504,969
<u>13,602,321</u>	<u>16,831,069</u>	<u>19,566,998</u>	<u>17,810,676</u>	<u>9,366,751</u>	<u>13,972,137</u>
<u><u>\$ 14,111,489</u></u>	<u><u>\$ 17,457,156</u></u>	<u><u>\$ 20,148,983</u></u>	<u><u>\$ 18,595,763</u></u>	<u><u>\$ 9,956,228</u></u>	<u><u>\$ 14,477,106</u></u>
\$ 9,708,056	\$ 11,058,728	\$ 18,369,053	\$ 15,669,988	\$ 16,463,343	\$ 18,602,614
25,790,809	39,101,847	48,422,335	55,829,557	61,521,293	60,913,299
23,115,106	32,285,240	52,436,799	51,805,635	68,752,662	56,549,425
<u>941,412</u>	<u>583,647</u>	<u>356,188</u>	<u>-</u>	<u>-</u>	<u>-</u>
<u><u>\$ 59,555,383</u></u>	<u><u>\$ 83,029,462</u></u>	<u><u>\$ 119,584,375</u></u>	<u><u>\$ 123,305,180</u></u>	<u><u>\$ 146,737,298</u></u>	<u><u>\$ 136,065,338</u></u>



Schedule 4
ALACHUA COUNTY, FLORIDA
CHANGES IN FUND BALANCES, GOVERNMENTAL FUNDS
LAST TEN FISCAL YEARS
(modified accrual basis of accounting)

	Fiscal Year			
	2001	2002	2003	2004
Revenues				
Taxes	\$ 77,525,229	\$ 102,610,993	\$ 97,425,291	\$ 100,152,212
Licenses, permits & fees	685,390	986,343	721,814	722,635
Intergovernmental	26,638,705	27,912,595	29,561,680	31,048,298
Charges for services	17,320,645	18,924,190	20,793,926	22,693,716
Fines & forfeitures	1,884,696	2,229,521	2,440,356	2,249,204
Investment income	1,520,117	1,463,624	1,149,611	1,132,154
Special assessments	3,137,127	3,549,981	3,593,398	3,509,451
Other revenues	5,047,764	3,237,671	3,099,460	3,218,468
Total revenues	<u>133,759,673</u>	<u>160,914,918</u>	<u>158,785,536</u>	<u>164,726,138</u>
Expenditures				
General government	34,393,880	37,167,634	32,468,330	32,931,412
Public safety	55,476,484	60,729,841	67,515,803	75,118,707
Physical environment	6,548,498	5,866,530	5,840,666	6,280,180
Transportation	8,370,753	8,375,742	6,938,342	8,385,843
Economic environment	2,081,603	2,094,868	1,937,231	2,360,972
Human services	6,458,950	7,640,716	8,076,278	8,376,517
Culture & recreation	1,428,219	1,596,275	1,283,167	1,316,838
Court costs	11,993,161	11,730,581	14,903,810	15,759,344
Debt service				
Principal	2,744,825	6,677,859	2,666,078	3,099,493
Interest & fiscal charges	2,929,820	2,810,869	2,888,500	2,898,658
Excess fees distributed to State	-	-	-	-
Capital outlay	11,119,755	13,511,947	19,808,469	4,412,147
Total expenditures	<u>143,545,948</u>	<u>158,202,862</u>	<u>164,326,674</u>	<u>160,940,111</u>
Excess (deficiency) of revenues over (under) expenditures	<u>(9,786,275)</u>	<u>2,712,056</u>	<u>(5,541,138)</u>	<u>3,786,027</u>
Other Financing Sources (Uses)				
Transfers in	82,600,290	87,937,061	89,862,427	93,375,355
Transfers out	(83,103,252)	(88,763,899)	(90,223,970)	(94,722,003)
Issuance of refunding bond	-	-	(3,200,000)	-
Refund of long term debt	-	-	-	-
Issuance of debt	2,800,000	1,020,637	17,200,000	-
Sale of capital assets	625,757	277,491	146,611	382,612
Total other financing sources (uses)	<u>2,922,795</u>	<u>471,290</u>	<u>13,785,068</u>	<u>(964,036)</u>
Prior period adjustments & other	-	106,757	-	-
Net change in fund balances	<u>\$ (6,863,480)</u>	<u>\$ 3,290,103</u>	<u>\$ 8,243,930</u>	<u>\$ 2,821,991</u>
Debt service as a percentage of noncapital expenditures	4.3%	6.6%	3.8%	3.8%

Fiscal Year (continued)						
2005	2006	2007	2008	2009	2010	
\$ 114,618,990	\$ 131,400,277	\$ 149,112,465	\$ 147,902,738	\$ 149,257,524	\$ 156,995,704	
845,316	837,649	746,121	385,456	353,225	346,460	
33,975,541	40,544,966	41,201,924	33,498,255	34,085,851	35,714,520	
26,140,252	27,162,536	28,649,145	29,087,532	27,236,264	25,589,042	
2,547,249	3,117,989	2,971,285	2,670,300	2,251,156	1,705,424	
2,719,102	6,348,197	9,556,437	4,279,090	2,371,794	2,947,729	
3,934,325	5,759,985	6,632,051	5,971,120	7,214,799	7,381,435	
3,036,137	3,179,228	3,384,604	4,182,249	5,765,350	5,452,451	
<u>187,816,912</u>	<u>218,350,827</u>	<u>242,254,032</u>	<u>227,976,740</u>	<u>228,535,963</u>	<u>236,132,765</u>	
35,337,009	34,156,571	45,508,344	39,949,215	39,354,905	38,333,139	
81,030,248	90,275,002	95,960,354	100,345,104	101,657,864	98,555,475	
6,166,408	6,899,035	3,426,091	8,527,890	7,800,719	8,299,710	
8,114,582	8,483,962	10,147,520	10,503,068	10,831,848	9,758,655	
2,505,268	4,601,579	6,234,242	6,127,856	6,167,612	6,946,332	
9,194,254	12,536,281	14,070,302	15,510,157	18,293,657	19,731,317	
1,356,085	1,575,882	1,905,723	1,828,187	2,032,616	1,518,949	
13,676,774	16,680,017	18,073,731	17,666,554	17,949,408	17,300,226	
3,242,442	2,855,000	3,445,000	7,040,000	6,281,000	15,094,000	
2,797,270	3,433,200	4,857,942	4,588,199	4,548,108	4,484,057	
710,487	842,744	234,258	197,525	86,118	19,643	
6,141,189	36,841,831	20,255,944	31,884,852	22,344,464	22,155,400	
<u>170,272,016</u>	<u>219,181,104</u>	<u>224,119,451</u>	<u>244,168,607</u>	<u>237,348,319</u>	<u>242,196,903</u>	
17,544,896	(830,277)	18,134,581	(16,191,867)	(8,812,356)	(6,064,138)	
102,601,786	112,507,293	127,371,164	126,869,224	104,778,074	95,626,965	
(103,244,838)	(112,682,407)	(127,691,103)	(126,988,922)	(105,053,020)	(95,759,722)	
-	-	43,035,968	-	-	-	
-	-	(43,024,862)	-	-	-	
-	28,655,147	21,364,734	18,450,043	23,800,000	-	
365,403	159,901	56,258	29,107	79,885	45,813	
<u>(277,649)</u>	<u>28,639,934</u>	<u>21,112,159</u>	<u>18,359,452</u>	<u>23,604,939</u>	<u>(86,944)</u>	
-	(989,911)	-	-	-	-	
<u>\$ 17,267,247</u>	<u>\$ 26,819,746</u>	<u>\$ 39,246,740</u>	<u>\$ 2,167,585</u>	<u>\$ 14,792,583</u>	<u>\$ (6,151,082)</u>	
3.7%	3.4%	4.1%	5.5%	5.0%	8.9%	

Schedule 5

ALACHUA COUNTY, FLORIDA

ASSESSED VALUE AND ACTUAL VALUE OF TAXABLE PROPERTY

LAST TEN FISCAL YEARS

(in thousands of dollars)

Tax Year	Fiscal Year	Residential Property	Commercial Property	Agricultural Property	Industrial Property
2001	2002	\$ 5,593,903	\$ 1,274,774	\$ 885,976	\$ 217,371
2002	2003	6,124,854	1,296,021	882,437	229,480
2003	2004	6,837,209	1,419,435	926,592	253,667
2004	2005	7,697,475	1,543,085	978,008	278,755
2005	2006	8,930,088	1,682,537	1,057,069	299,514
2006	2007	10,694,871	1,962,850	1,172,312	327,599
2007	2008	12,387,230	2,267,524	1,300,060	380,711
2008	2009	12,936,749	2,418,934	1,453,097	474,446
2009	2010	12,297,297	2,432,165	1,485,314	461,587
2010	2011 *	11,324,873	2,329,236	1,439,909	415,202

Source: Alachua County Property Appraiser

Note: Assessed values are determined as of January 1 for each fiscal year.

All property is assessed at 100% of estimated market value as required by the Florida State Constitution.

The actual taxed value of residential property is limited to a 3% per year increase by the Save our Homes Legislation.

* Property valuations are per the 1st Certification; the Value Adjustment Board has not completed their process, so values may change.

<u>Non-Taxable Real Property</u>	<u>Personal & Centrally Assessed Property</u>	<u>Less: Tax- Exempt Property</u>	<u>Total Taxable Assessed Value</u>	<u>Total Direct Tax Rate</u>
\$ 2,638,417	\$ 2,028,345	\$ (5,982,825)	\$ 6,655,961	\$ 21.12
2,527,797	2,046,051	(5,963,310)	7,143,329	21.12
2,568,342	2,104,176	(6,246,303)	7,863,117	20.73
3,452,059	2,092,296	(7,510,767)	8,530,911	20.12
3,757,174	2,096,661	(8,186,416)	9,636,627	19.86
4,150,482	2,260,438	(9,357,020)	11,211,533	19.27
4,333,750	2,786,234	(10,639,887)	12,815,622	17.65
4,679,231	2,624,919	(11,915,602)	12,671,775	17.52
4,553,950	3,125,214	(11,796,697)	12,558,830	19.08
5,243,853	3,023,082	(11,718,778)	12,057,378	19.21

Schedule 6
ALACHUA COUNTY, FLORIDA
DIRECT AND OVERLAPPING PROPERTY TAX RATES
CURRENT AND PAST NINE FISCAL YEARS
(rate per \$1,000 of assessed value)

Fiscal Year	Tax Year	County Direct Rates							Overlapping Rates		
		Basic Rate	General Obligation Debt Service	Alachua County Library District	Alachua County Library Capital Outlay	Alachua County Library Debt Service	School Board	Total Direct	Suwannee River Water Mgmt. District	St. Johns River Water Mgmt. District	MSTU - Unincorporated Areas
2002	2001	8.9887	0.0122	1.5000	-	0.1789	10.4360	21.1158	0.4914	0.4620	3.4817
2003	2002	8.9887	-	1.5000	-	0.1632	10.4660	21.1179	0.4914	0.4620	1.7001*
2004	2003	8.9887	0.2500	1.5000	-	0.1566	9.8390	20.7343	0.4914	0.4620	1.7001
2005	2004	8.9887	0.2500	1.5000	-	0.1566	9.2240	20.1193	0.4914	0.4620	1.7001
2006	2005	8.9887	0.2500	1.4475	-	0.1445	9.0340	19.8647	0.4914	0.4620	1.7001
2007	2006	8.8887	0.2500	1.4475	-	0.1140	8.5710	19.2712	0.4914	0.4620	0.4470**
2008	2007	7.6468	0.2500	1.2645	-	0.0915	8.3950	17.6478	0.4399	0.4158	0.3869
2009	2008	7.5708	0.2500	1.2491	-	0.0915	8.3590	17.5204	0.4399	0.4158	0.3847
2010	2009	8.0495	0.2500	1.2856	-	0.0915	9.4080	19.0846	0.4399	0.4158	0.4124
2011	2010	8.3763	0.2500	1.3638	-	0.1098	9.1070	19.2069	0.4399	0.4158	0.4124

Source: Alachua County Property Appraiser

* In 2002 the MSTU divided into Unincorporated Areas and Sheriff Law Enforcement.

** In 2007, the MSTU Unincorporated divided into Unincorporated and Fire Services.

Note: Overlapping rates are those of local and county governments that apply to property owners within Alachua County. Not all overlapping rates apply to all county property owners.

Overlapping Rates (continued)

MSTU - Law Enforcement	MSTU - Fire Services	City of Alachua	City of Archer	City of Gainesville	City of Hawthorne	City of High Springs	City of Lacrosse	City of Micanopy	City of Newberry	City of Waldo
-	-	5.7000	4.0000	4.9416	5.4185	6.2500	3.9420	6.0000	4.0000	5.0314
1.7816*	-	5.7000	4.0000	4.9416	5.4185	6.2500	3.9490	6.0000	4.5000	5.3140
1.7816	-	5.7000	4.0000	4.9416	5.4185	6.2500	3.5970	6.0000	4.5000	5.0314
1.7816	-	5.7000	4.5000	4.9416	5.4185	6.2500	3.2760	8.0000	4.5000	5.0314
1.7816	-	5.7000	4.7500	4.9355	4.5000	6.2500	2.9060	8.0000	4.6000	5.0314
1.7676	1.2531**	5.5000	4.7500	4.8509	6.5000	6.2500	2.4611	8.0000	4.4500	5.0314
1.5329	1.1077	4.6480	4.5000	4.2544	5.4258	6.2500	1.8317	8.0000	3.6946	5.0314
1.5208	1.1013	4.6966	4.5000	4.2544	5.3194	6.1500	2.0272	8.0000	3.9990	5.8686
1.6252	1.1804	5.5000	5.0000	4.3963	5.3194	6.1500	2.1444	8.0000	3.8500	5.8686
1.6710	1.3391	5.5000	5.0000	4.2544	5.3194	6.1500	2.2908	8.0000	3.8500	5.8686

Schedule 7
ALACHUA COUNTY, FLORIDA
PRINCIPAL PROPERTY TAX PAYERS
CURRENT* YEAR AND TEN YEARS AGO

<u>Taxpayer</u>	<u>2009*</u>			<u>2001</u>		
	<u>Taxable Assessed Value</u>	<u>Rank</u>	<u>Percentage of Total County Taxable Assessed Value</u>	<u>Taxable Assessed Value</u>	<u>Rank</u>	<u>Percentage of Total County Taxable Assessed Value</u>
Oaks Mall Gainesville Ltd Partnership	\$ 135,346,570	1	1.08%	\$ 43,450,400	4	0.65%
Wal-Mart Stores East LP	111,922,311	2	0.89%	-	-	-
Bellsouth Telecommunications Inc	81,855,501	3	0.65%	116,897,300	1	1.76%
HCA Health Services of Fla Inc	69,841,500	4	0.56%	29,856,000	6	0.45%
Dolgencorp Inc	69,275,500	5	0.55%	20,452,243	10	0.31%
Oak Hammock at the Univ of Fla Inc	64,307,230	6	0.51%	-	-	-
Florida Rock Industries Inc	62,526,930	7	0.50%	62,957,530	2	0.95%
Florida Power Corp	57,761,515	8	0.46%	52,621,140	3	0.79%
Cox Communications Inc.	47,985,730	9	0.38%	28,897,760	8	0.43%
Baugh Southeast Cooperative Inc.	43,782,620	10	0.35%	-	-	-
Atlantic Financial Group Ltd.	-	-	-	35,689,000	5	0.54%
Clay Electric Cooperative Inc	-	-	-	26,678,060	7	0.40%
Metal Container Corporation	-	-	-	20,732,070	9	0.31%
	<u>\$ 744,605,407</u>		<u>5.93%</u>	<u>\$ 438,231,503</u>		<u>6.58%</u>
Total taxable valuation of all properties	<u>\$ 12,558,830,292</u>			<u>\$ 6,655,961,286</u>		

SOURCE: Alachua County Property Appraiser

*2009 most current information available

Schedule 8
ALACHUA COUNTY, FLORIDA
PROPERTY TAX LEVIES AND COLLECTIONS
LAST TEN FISCAL YEARS

Fiscal Year Ended Sept 30	Tax Year	Total Taxes Levied for the Fiscal Year	Collected within the Fiscal Year of the Levy		Total Collections to Date		
			Amount	Percentage of Levy	Collections in Subsequent Years	Amount	Percentage of Levy
2001	2000	\$ 163,609,208	\$ 156,641,508	95.7%	\$ 1,355,551	\$ 157,997,059	96.6%
2002	2001	177,349,653	170,132,721	95.9%	1,565,623	171,698,344	96.8%
2003	2002	191,096,774	183,583,857	96.1%	1,410,343	184,994,200	96.8%
2004	2003	206,960,693	199,006,888	96.2%	1,247,153	200,254,041	96.8%
2005	2004	218,861,383	211,076,952	96.4%	579,952	211,656,904	96.7%
2006	2005	244,405,945	235,416,992	96.3%	842,217	236,259,209	96.7%
2007	2006	277,582,339	268,101,300	96.6%	266,359	268,367,659	96.7%
2008	2007	288,124,831	278,423,407	96.6%	300,257	278,723,664	96.7%
2009	2008	293,950,457	284,030,068	96.6%	486,298	284,516,366	96.8%
2010	2009	316,512,623	306,213,359	96.7%	na	306,213,359	96.7%

SOURCE: Alachua County Tax Collector

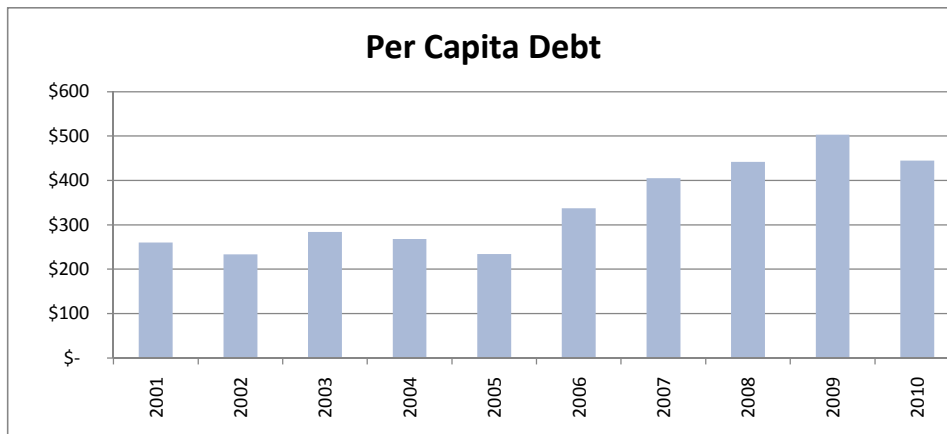
Schedule 9
ALACHUA COUNTY, FLORIDA
RATIOS OF OUTSTANDING DEBT BY TYPE
LAST TEN FISCAL YEARS

Governmental Activities							
Fiscal Year	General Obligation Bonds	Sales & Gas Tax Bonds	Capital Leases	Commercial Paper Note	Total Primary Government	Percentage of Personal Income (a)	Per Capita (a)
2001	\$ 115,000	\$ 52,530,000	\$ 231,547	\$ 4,250,000	\$ 57,126,547	1.02%	\$ 260.46
2002	-	49,970,000	195,738	1,300,000	51,465,738	0.89%	233.43
2003	14,000,000	47,845,000	134,311	815,000	62,794,311	1.05%	283.77
2004	12,785,000	46,405,000	68,740	430,000	59,688,740	0.89%	268.18
2005	11,540,000	44,905,000	-	-	56,445,000	0.77%	234.44
2006	10,265,000	58,725,000	-	13,300,000	82,290,000	1.05%	337.56
2007	8,950,000	77,980,000	-	13,300,000	100,230,000	1.21%	404.87
2008	5,375,000	92,760,000	-	13,300,000	111,435,000	1.33%	441.52
2009	3,970,000	88,130,000	-	36,854,000	128,954,000	na	503.27
2010	1,515,000	83,335,000	-	29,010,000	113,860,000	na	445.30

Note: Details regarding the county's outstanding debt can be found in the notes to the financial statements.

There is no debt in business-type activities.

(a) See Schedule 14 for personal income and population data.



Schedule 10
ALACHUA COUNTY, FLORIDA
RATIOS OF GENERAL BONDED DEBT OUTSTANDING
LAST TEN FISCAL YEARS

Fiscal Year	General Bonded Debt Outstanding		Percentage of Actual Taxable Value of Property (a)	Per Capita (b)
		General Obligation Bond		
2001	\$	115,000	0.00%	\$ 0.52
2002		-	0.00%	-
2003		14,000,000	0.18%	63.27
2004		12,785,000	0.15%	57.44
2005		11,540,000	0.12%	47.93
2006		10,265,000	0.09%	42.11
2007		8,950,000	0.07%	36.15
2008		5,395,000	0.04%	21.38
2009		3,970,000	0.03%	15.49
2010		1,515,000	0.01%	5.93

Note: Details regarding the county's outstanding debt can be found in the notes to the financial statements.

(a) See Schedule 5 for property value data.

(b) Population data can be found in Schedule 14.

Schedule 11

ALACHUA COUNTY, FLORIDA

DIRECT AND OVERLAPPING GOVERNMENTAL ACTIVITIES DEBT

AS OF SEPTEMBER 30, 2010

Governmental Unit	Debt Outstanding	Estimated Percentage Applicable	Estimated Share of Overlapping Debt
Direct:			
Alachua County Foerever G.O. Bond Series, 2003	\$ 1,515,000	100%	\$ 1,515,000
Gas Tax Revenue Bond, 2006	12,090,000	100%	12,090,000
Gas Tax Revenue Bond, 2008	16,190,000	100%	16,190,000
Public Improvement Revenue Bonds, Series 2007 A & B	55,055,000	100%	55,055,000
Capital Projects Pooled Commercial Paper, due 2012	14,400,000	100%	14,400,000
Capital Improvement Revenue Bank Loan, 2008	7,050,000	100%	7,050,000
Wild Spaces Public Places Series 2009 Bank Loan	7,560,000	100%	7,560,000
 Alachua County Library District, 2001	 7,010,000	 100%	 7,010,000
Total Direct Debt Outstanding	<u>120,870,000</u>		<u>120,870,000</u>
Overlapping:			
Alachua County School Board District			
District Refunding G.O. Bonds:			
Series 2003, Refunding	9,305,000	100.0%	9,305,000
Total Overlapping Debt Outstanding	<u>9,305,000</u>		<u>9,305,000</u>
Total Governmental Activities Debt	<u>\$ 130,175,000</u>		<u>\$ 130,175,000</u>

Sources: Alachua County Finance Department and Alachua County School Board

Note: Overlapping governments are those that coincide, at least in part, with the geographic boundaries of the County. This schedule estimates the portion of outstanding debt of those overlapping governments that is borne by the residents and businesses of Alachua County. This process recognizes that, when considering the County's ability to issue and repay long-term debt, the entire debt burden borne by the residents and businesses should be taken into account. However, this does not imply that every taxpayer is a resident, and therefore responsible for repaying the debt of each overlapping government.

Schedule 12
ALACHUA COUNTY, FLORIDA
LEGAL DEBT MARGIN
LAST TEN FISCAL YEARS

The Constitution of the State of Florida, Florida Statute 200.181 and Alachua County set no legal debt limit.

Schedule 13
ALACHUA COUNTY, FLORIDA
PLEDGED-REVENUE COVERAGE
LAST TEN FISCAL YEARS

Fiscal Year	Sales Tax Revenue (1)	Half Cent Sales Tax - 2007 A&B			Half Cent Sales Tax - 1995			Half Cent Sales Tax - 1999		
		Debt Service			Debt Service			Debt Service		
		Principal	Interest	Coverage	Principal	Interest	Coverage	Principal	Interest	Coverage
2001	\$ 8,015,595	\$ -	\$ -	\$ -	\$ 990,000	\$ 1,805,420	\$ 2.87	\$ 270,000	\$ 818,163	\$ 5.78
2002	8,976,086	-	-	-	1,030,000	1,761,860	3.22	280,000	807,633	6.68
2003	9,459,599	-	-	-	1,085,000	1,715,510	3.38	290,000	796,433	7.13
2004	8,995,864	-	-	-	1,135,000	1,665,329	3.21	305,000	784,470	6.68
2005	9,726,459	-	-	-	1,185,000	1,610,849	3.48	315,000	771,508	7.38
2006	10,985,768	-	-	-	1,250,000	1,552,784	3.92	330,000	757,726	8.52
2007	10,791,586	1,000,000	1,301,694	4.69	-	745,142	11.39	345,000	396,716	11.26
2008	10,727,114	2,295,000	2,637,770	2.17	-	-	-	360,000	34,700	15.67
2009	9,491,621	2,395,000	2,545,970	1.92	-	-	-	380,000	18,050	11.43
2010	9,705,745	2,880,000	2,450,170	1.82	-	-	-	-	-	-

(1) Sales Tax Revenue is net of budgeted transfer out for 1995 and 1999 Debt Service.
This applies to Fiscal Year 2009 and prior.

Note: Details regarding the County's outstanding debt can be found in the notes to the financial statements. The 2007 Public Improvement Revenue Refunding Bonds, the 1995 Public Improvement Revenue Refunding Bonds, and the 1999 Public Improvement Revenue Bonds pledged revenue source is the County's half cent sales tax. The 2007 Public Improvement Revenue Refunding Bonds refunded in full the 1995 Public Improvement Revenue Refunding Bonds, and partially refunded the 1999 Public Improvement Revenue Bonds.

Gas Tax Revenue	Gas Tax Revenue - 2006			Gas Tax Revenue - 2008		
	Debt Service			Debt Service		
	Principal	Interest	Coverage	Principal	Interest	Coverage
\$ -	\$ -	\$ -	\$ -	\$ -	\$ -	\$ -
-	-	-	-	-	-	-
-	-	-	-	-	-	-
-	-	-	-	-	-	-
3,309,671	-	181,282	18.26	-	-	-
5,643,848	785,000	598,729	4.08	-	-	-
5,347,217	810,000	573,216	3.87	-	226,057	17.54
5,305,722	845,000	538,791	3.83	1,010,000	733,156	2.25
5,070,071	870,000	510,273	3.67	1,045,000	695,281	2.12

Note: Details regarding the County's outstanding debt can be found in the notes to the financial statements. The 2006 Gas Tax Revenue Bonds, and the 2008 Gas Tax Revenue Bonds pledged revenue source is the Constitutional gas tax, the County gas tax, and the ninth cent gas tax.

Schedule 14
ALACHUA COUNTY, FLORIDA
DEMOGRAPHIC AND ECONOMIC STATISTICS
LAST TEN CALENDAR YEARS

Year	Population	Personal Income (thousands of dollars)	Per Capita Personal Income
2001	219,327	\$ 5,603,652	\$ 25,311
2002	220,472	5,763,050	25,729
2003	221,287	5,953,231	26,358
2004	222,568	6,732,793	29,485
2005	240,764	7,295,960	31,469
2006	243,779	7,866,102	33,162
2007	247,561	8,265,232	34,410
2008	252,388	8,405,119	34,713
2009	256,232	na	na
2010	255,692	na	na

Sources: Bureau of Economic and Business Research
United States Department of Commerce
Gainesville Chamber of Commerce
University of Florida and Santa Fe College
Alachua County School Board
Bureau of Labor Statistics
Florida Department of Economic & Demographic Research

Median Age	College and University Enrollment	Public School Enrollment	Unemployment Rate
28.5	59,453	30,706	2.2%
29.0	61,185	30,302	2.5%
29.0	62,346	29,026	2.6%
27.0	62,100	28,843	2.2%
26.4	63,896	28,568	2.6%
29.4	66,891	28,329	2.4%
29.3	66,557	27,622	2.9%
29.6	66,815	27,571	4.5%
29.7	67,070	27,562	7.1%
29.4	64,389	25,077	8.3%

Schedule 15
ALACHUA COUNTY, FLORIDA
PRINCIPAL EMPLOYERS
CURRENT YEAR 2010 AND PRIOR YEAR 2003

<u>Employer</u>	<u>2010</u>			<u>2003*</u>		
	<u>Number of Employees</u>	<u>Rank</u>	<u>Percentage of Total County Private Workforce</u>	<u>Number of Employees</u>	<u>Rank</u>	<u>Percentage of Total County Private Workforce</u>
University of Florida	14,723	1	10.72%	12,212	1	10.02%
Shands Hospital	12,588	2	9.17%	7,508	2	6.16%
Veterans Affairs Medical Center	4,317	3	3.14%	2,700	4	2.22%
Alachua County School Board	4,299	4	3.13%	4,195	3	3.44%
City of Gainesville	2,200	5	1.60%	2,357	6	1.93%
Publix Supermarkets	2,056	6	1.50%	1,865	9	1.53%
Alachua County	2,029	7	1.48%	1,874	8	1.54%
North Florida Regional Medical Ctr	1,700	8	1.24%	1,646	10	1.35%
Nationwide Insurance Company	1,300	9	0.95%	-		-
Santa Fe (Community) College	796	10	0.58%	-		-
The Oaks Mall	-		-	2,500	5	2.05%
Fla Dept of Children & Families	-		-	2,119	7	1.74%
Total Private Labor Workforce	<u>137,300</u>			<u>121,876</u>		

Source: Council for Economic Outreach, Alachua County
*2003 - only available prior year information.

Schedule 16
ALACHUA COUNTY, FLORIDA
FULL-TIME EQUIVALENT COUNTY GOVERNMENT EMPLOYEES
BY PROGRAM
LAST TEN FISCAL YEARS

	Fiscal Year									
	2001	2002	2003	2004	2005	2006	2007	2008	2009	2010
<u>Program</u>										
Administration	318.5	349.0	339.5	352.5	362.0	378.0	372.3	349.8	346.4	338.5
Community services	74.0	79.5	75.5	80.0	91.0	100.5	95.5	98.0	103.0	97.0
Corrections	288.0	288.0	294.0	294.0	283.0	296.0	302.3	327.0	328.0	328.0
Courts	256.0	267.5	275.0	252.5	271.0	275.0	277.1	276.7	270.7	272.0
Culture & recreation	10.0	9.0	9.0	9.0	9.0	10.0	12.0	15.0	14.0	14.0
Tourist development	7.0	6.0	5.0	5.0	5.0	5.0	5.0	5.0	5.0	5.0
Emergency services	287.0	296.5	302.0	320.5	336.0	341.0	339.5	343.5	335.0	334.0
Environmental services	33.5	35.0	31.5	34.5	36.0	38.0	37.9	37.6	34.3	35.1
Growth management	31.0	29.0	28.0	31.0	32.5	32.0	27.9	30.6	29.4	29.8
Law enforcement	365.0	365.0	359.0	354.0	356.0	364.0	370.9	370.8	369.8	372.3
Transportation	71.5	81.5	78.5	81.0	84.0	82.0	88.5	89.0	92.0	94.0
Solid waste disposal system	52.0	53.5	51.0	52.5	53.5	51.0	57.0	55.0	58.0	51.5
Codes enforcement	29.0	29.0	26.0	28.0	28.0	33.0	33.0	31.0	27.0	24.0
Total	1,822.5	1,888.5	1,874.0	1,894.5	1,947.0	2,005.5	2,018.9	2,029.0	2,012.5	1,995.2

Source: Finance and Accounting Department, Constitutional Officers

Schedule 17
ALACHUA COUNTY, FLORIDA
OPERATING INDICATORS BY FUNCTION/PROGRAM
LAST TEN FISCAL YEARS

<u>Function/Program</u>	<u>Description</u>	<u>Fiscal Year</u>		
		<u>2001</u>	<u>2002</u>	<u>2003</u>
Community services				
Community support services	Number of client contacts	50,241	118,670	169,548
CHOICES program	Number of clients enrolled	-	-	-
Animal services	Number of animals picked up	12,536	11,980	10,403
Corrections				
Jail	Average number of inmates per day	697	822	863
Courts				
Courts (Includes both state and county)	Number of cases filed			
	Circuit court	12,963	13,360	13,591
	County court	80,832	86,957	21,857
	Traffic	-	-	75,241
	Appeals	251	248	250
	Warrants	30,498	19,515	22,580
Emergency Services				
Rescue	Number of calls	27,199	23,310	23,464
	Number of transports	21,600	15,033	14,560
Fire	Number of calls	10,301	11,153	8,953
Growth management				
Codes enforcement	Number of building permits issued	3,969	3,631	3,669
Law Enforcement				
Sheriff	Number of calls	112,237	117,958	109,341
Solid Waste Disposal System				
Waste management	Tons of waste processed	155,206	165,623	174,682

Source: Alachua County Departments

Fiscal Year						
2004	2005	2006	2007	2008	2009	2010
345,486	256,234	348,132	282,575	281,599	288,803	262,810
-	-	536	1,004	1,591	2,518	3,340
9,518	9,039	8,747	8,661	7,590	8,411	7,636
866	968	1,020	1,044	960	902	957
13,798	14,198	15,751	15,436	15,958	15,578	15,792
20,142	21,311	21,646	21,933	20,847	18,721	18,344
78,354	85,701	92,659	78,321	77,904	74,831	75,761
229	275	306	324	331	329	275
24,014	23,841	22,959	23,260	19,799	19,497	18,364
24,053	25,958	27,235	32,244	33,329	32,133	34,318
16,793	18,101	18,821	20,141	20,749	20,703	20,585
9,828	9,746	10,306	11,098	13,278	11,051	13,487
4,099	5,152	4,520	4,225	4,172	3,943	4,511
114,892	116,880	120,180	122,080	110,265	100,738	89,296
131,832	161,255	147,695	146,592	149,831	176,465	137,647

Schedule 18
ALACHUA COUNTY, FLORIDA
CAPITAL ASSET STATISTICS BY FUNCTION/PROGRAM
LAST TEN FISCAL YEARS

<u>Function/Program</u>	<u>Fiscal Year</u>			
	<u>2001</u>	<u>2002</u>	<u>2003</u>	<u>2004</u>
Culture & Recreation				
Park acreage	1,322	1,320	1,320	1,333
County Parks	26	25	25	26
Picnic shelters/gazebos	40	40	40	40
Soccer/football fields	6	6	6	6
Baseball/softball fields	5	5	5	5
Docks/boat ramps	10	10	10	10
Playgrounds	11	11	11	11
Tennis courts	-	-	-	-
Basketball courts	-	-	-	-
Emergency Services				
Fire/Rescue Stations	10	9	9	9
Ambulances/Rescue Units	16	17	22	17
Fire trucks & vehicles	16	15	15	15
Environmental Services				
Acres of conservation land*	0	0	2,576	2,599
Law Enforcement				
Vehicles - all uses	402	431	423	435
Solid Waste/Waste Disposal				
Collection Centers	6	6	6	6
Transportation				
Miles of paved roads maintained	641	643	648	652
Miles of graded roads maintained	235	240	239	239
Paved miles added this year	8	5	5	4

*Some Conservation Land is owned in partnership with other Entities.
For some of the acres, only a Conservation Easement is owned limiting
the use and development of the land.

Fiscal Year					
2005	2006	2007	2008	2009	2010
1,333	1,333	1,333	1,333	1,323	1,120
26	26	26	26	26	24
40	40	42	42	47	47
6	12	14	14	14	14
5	5	5	5	5	10
10	33	31	31	31	28
11	11	11	11	13	12
-	-	-	-	14	14
-	-	6	6	8	8
9	9	9	9	10	11
20	19	19	18	18	19
16	19	19	26	30	32
4,307	8,170	11,416	13,777	14,514	18,725
440	431	458	463	495	516
6	6	6	6	6	6
660	660	664	675	674	676
239	239	235	234	232	232
9	9	6	11	3	2

This page intentionally left blank.

COMPLIANCE SECTION

This page intentionally left blank.

CONTINUING DISCLOSURE REQUIREMENTS

SEC Rule 15c2-12 requires the annual disclosure of significant financial and legal information relating to bond issues sold in 1999 and later. This information is also filed with the nationally recognized Municipal Securities Information Repositories and the State of Florida Information Depository.

Continuing Disclosure Requirements

Alachua County Forever G.O. Bond, Series 2003

I. Assessed Valuation and Estimated Market Value

	2008	2009	2010 *
Total Valuations	<u>\$24,587,376,718</u>	<u>\$24,355,527,368</u>	<u>\$23,776,155,217</u>
Less: Real Property Exemptions/Adjustments			
Governmental Exemptions	4,102,396,000	3,851,493,520	4,516,668,003
Homestead Exemptions	2,331,178,712	2,339,843,098	2,353,876,148
Historic Property Exemptions	788,400	2,255,900	2,224,100
Agriculture Adjustments	965,495,100	992,069,000	967,786,000
Institutional Exemptions	643,982,463	659,436,183	669,235,346
Disability Exemptions	45,634,228	47,845,552	47,167,308
Widow's Exemptions	1,740,250	1,752,810	1,758,470
Renewable Energy Source Exemptions	-	-	-
Disabled Veterans' Homestead Discount	265,563	263,511	274,356
Land Dedicated in Perpetuity for Conservation Purposes	-	-	416,200
Assessment Differential Value of Capped Parcels (1)	2,295,775,910	1,731,568,060	1,116,251,490
Property Differential Value of Capped Parcels (2)	-	15,466,797	10,543,420
Real Property Differential Value of Capped Parcels (3)	-	132,230,081	88,154,240
Total Real Property Exemptions/Adjustments	<u>10,387,256,626</u>	<u>9,774,224,512</u>	<u>9,774,355,081</u>
Less: Personal Property Exemptions/Adjustments			
Government Exemptions	992,357,650	1,316,354,469	1,315,809,191
Institutional Exemptions	428,838,879	606,666,103	537,717,854
Homestead Exemptions	105,215,160	96,809,237	89,095,406
Total Personal Property Exemptions/Adjustments	<u>1,526,411,689</u>	<u>2,019,829,809</u>	<u>1,942,622,451</u>
Less: Centrally Assessed Property Exemptions/Adjustments			
Homestead Exemptions	1,933,810	1,909,699	1,800,084
Real Property Differential Value of Capped Parcels (3)	-	733,056	0
Total Personal Property Exemptions/Adjustments	<u>1,933,810</u>	<u>2,642,755</u>	<u>1,800,084</u>
Total Exemptions/Adjustments	<u>11,913,668,315</u>	<u>11,794,054,321</u>	<u>11,716,977,532</u>
Taxable Valuation	<u>\$12,671,774,593</u>	<u>\$12,558,830,292</u>	<u>\$12,057,377,601</u>
Level of Assessment (4)	100.00%	100.00%	100.00%
Estimated Market Value of Taxable Property Based on Level of Assessment (5)	\$12,671,774,593	\$12,558,830,292	\$12,057,377,601

* Property valuations are per the 1st Certification; the Value Adjustment Board has not completed their process so values may change.

(1) Sum of the (Just Value - Capped Value) 193.155 F.S. Effective for the 2008 - 2010 Assessment Rolls

(2) Sum of the (Just Value - Capped Value) 193.1554 F.S. Effective for the 2008 - 2010 Assessment Rolls

(3) Sum of the (Just Value - Capped Value) 193.1555 F.S. Effective for the 2008 - 2010 Assessment Rolls

(4) The State of Florida Department of Revenue examines the County's assessment procedures and determines a level of assessment for the tax roll as it compares to what the Department of Revenue determines the actual market value to be that year. The method for calculating this percentage changed beginning in 1980.

(5) Estimated Market Value is calculated by dividing the Taxable Valuation by the Level of Assessment.

Source: Alachua County Property Appraiser

II. Historical Millage Rates

Fiscal Year Ended	ALACHUA COUNTY, FLORIDA				INDEPENDENT DISTRICTS			
	General Fund (1)	Debt Service Funds	MSTU Funds	Totals	Library District	School Board District (1)	Cities (1)	Totals
2007	8.8887	0.2500	3.5492	12.6879	1.5615	8.5710	47.7934	57.9259
2008	7.6468	0.2500	3.0275	10.9243	1.3560	8.3950	43.6359	53.3869
2009	7.5708	0.2500	3.0068	10.8276	1.3406	8.3590	44.8161	54.5157
2010	8.0950	0.2500	3.2180	11.5630	1.3771	9.4080	46.2287	57.0138

(1) School district limited to 10 mills for operations. Counties and municipalities are limited to 10 mills for operations.

Source: Alachua County Property Appraiser

III. County-wide Tax Levies and Collections

Fiscal Year	Tax Year	Total Tax Levy	Current Tax Collections (2)	Percent of Current Taxes Collected	Outstanding Delinquent Taxes	Ratio of Delinquent Taxes to Total Levy
2007 - 2008	2007	\$288,124,831	\$278,423,407	96.6%	\$ 215,508	0.07%
2008 - 2009	2008	293,950,457	284,030,068	96.6%	324,960	0.11%
2009 - 2010	2009	316,512,623	306,213,359	96.7%	601,636	0.19%

(1) Property Taxes become due and payable on November 1 of each year. A four percent discount is allowed if the taxes are paid in November, with the discount declining by one percent each month thereafter. Accordingly, tax collections will not be 100% of tax levy. Taxes become delinquent on April 1 of each year and tax certificates for the full amount of any unpaid taxes and assessments must be sold no later than June 1 of each year.

(2) These figures include tax collections for the Board of County commissioners and all other political jurisdictions within Alachua County.

IV. County-Wide General Obligation Debt Ratios

Name of Governmental Agency	Gross Debt Outstanding (1)	Percentage Applicable to Alachua County(2)	County's Share of Gross Debt
Direct:			
Alachua County Forever G. O. Bond, 2003	\$1,515,000	100.00%	\$1,515,000
Alachua County Library District, 2001	7,010,000	100.00%	<u>7,010,000</u>
Total Direct			<u>\$8,525,000</u>
Overlapping/Underlying:			
School Board District Refunding G.O. Bonds			
Series 2003, Refunding	9,305,000	100.00%	<u>9,305,000</u>
Total Overlapping/Underlying			<u>9,305,000</u>
Total Direct, Overlapping Debt			<u><u>\$17,830,000</u></u>

2010 Population (3)	255,692
2010 Taxable Valuation	\$12,057,377,601
Direct General Obligation Debt Per Capita	\$33.34
Direct and Overlapping/Underlying General Obligation Debt Per Capita	\$69.73
Direct General Obligation Debt to Assessed Value	0.07%
Direct and Overlapping/Underlying General Obligation Debt to Assessed Value	0.15%

(1) The gross debt includes debt which is secured by the authority to levy taxes on real estate.

(2) The percentage in this column reflects the portion of the gross debt which is secured by taxable real estate located within Alachua County.

(3) Estimated

Source: Alachua County Finance Department
 School Board District
 Bureau of Economic and Business Research

V. Principal Taxpayers

<u>TOP TEN PRINCIPAL TAXPAYERS</u>	<u>TYPE OF BUSINESS</u>	<u>VALUE</u>	<u>% OF PRINCIPAL TAXPAYERS</u>	<u>% OF TOTAL VALUE</u>
1. Oaks Mall Gainesville Ltd	Real Estate	\$135,346,570	18.10%	1.08%
2. Wal-Mart Stores East LP	Retail	111,922,311	14.97%	0.89%
3. Bellsouth Telecommunications, Inc.	Telecommunications	81,855,501	10.95%	0.65%
4. HCA Health Services of Florida Inc.	Health Care	69,841,500	9.34%	0.56%
5. Dolgencorp Inc.	Retail	69,275,500	9.27%	0.55%
6. Oak Hammock at the U of Fla, Inc.	Real Estate	64,307,230	8.60%	0.51%
7. Florida Rock Industries, Inc.	Manufacturing	62,526,930	8.36%	0.50%
8. Florida Power Corp	Electric Utility	57,761,515	7.73%	0.46%
9. Cox Comm Inc.	Telecommunications	47,985,730	6.42%	0.38%
10. Baugh Southeast Cooperative, Inc.	Food Service	46,782,620	6.26%	0.37%
		<u>\$747,605,407</u>		
TOTAL 2009 TAXABLE VALUATIONS OF ALL PROPERTIES		<u>\$12,558,830,292</u>		

SOURCE: Alachua County Property Appraiser Annual Report

VI. Material Litigation

There is currently **No** material litigation which would affect the County's ability to meet debt requirements.

VII. Significant Events

The following are significant events which would affect the County's ability to meet debt requirements:

- A. There have been **No** principal or interest payment delinquencies.
- B. There have been **No** nonpayment related defaults under the Resolution.
- C. Since the County has a Debt Service Reserve Surety, there can be **No** unscheduled draws on the Reserve Account.
- D. There have been **No** unscheduled draws on credit enhancement reflecting financial difficulties.
- E. There has been **No** substitution of credit or liquidity providers or their failure to perform.
- F. There have been **No** adverse tax opinions or events affecting the Tax-Exempt status of the

2003 Bonds.

- G. There have been **No** modifications to the rights of the 2003 Bondholders.
- H. There have been **No** calls on the 2003 Bonds (other than mandatory redemptions of the 2003 Bonds resulting from application of amortization installments).
- I. There has been **No** defeasance of the 2003 Bonds.
- J. MBIA Insurance Corporation (MBIA) insures the regular payment of principal and interest on the referenced Bonds with the listed CUSIP numbers. Moody's Investors Service has downgraded the rating assigned to MBIA from Baa to Baa1.
- K. There have been **No** notices of failure on the part of the Issuer or any other Obligated Person to meet the requirements of Provision of Annual Information.

Therefore, there have been **No** significant events which would affect the County's ability to meet debt requirements.

VIII. Cusip Numbers 2003 Bonds

<u>MATURITY</u>	<u>RATE</u>	<u>AMOUNT</u>	<u>CUSIP</u>
8/1/2011	3.500%	\$ 1,515,000	010680DE3
8/1/2012	3.700%	1,575,000	010680DF0
8/1/2013	3.800%	1,645,000	010680DG8

* Pursuant to the extraordinary mandatory redemption provision, the County redeemed the 2013 and 2012 bonds in their entirety.

Alachua County Gas Tax Revenue Bond, Series 2006

I. Number of Taxable Gallons Sold

State Fiscal Year Ended June 30	Motor Fuel	Diesel Fuel	Total Taxable Gallons (1)
2006	119,306,672.86	19,593,799.91	138,900,472.77
2007	117,937,127.93	19,195,953.50	137,133,081.43
2008	118,679,180.58	18,031,577.74	136,710,758.32
2009	113,601,381.25	15,366,755.92	128,968,137.17
2010	111,681,679.54	13,980,336.35	125,662,015.89

(1) The number of gallons shown represents fuel from which components of the Gas Tax Revenues are derived.
Source: Florida Department of Revenue

II. County Gas Tax Revenues Distributed Statewide

State Fiscal Year Ended June 30	Total Amount Distributed to the Counties	Percentage Increase (Decrease)
2006	\$ 92,246,270	1.6%
2007	91,794,697	-0.5%
2008	88,900,317	-3.2%
2009	85,132,412	-4.2%
2010	84,213,489	-1.1%

Source: Florida Department of Revenue

III. County Gas Tax

County Fiscal Year Ended September 30	County Gas Tax Received	Percentage Increase (Decrease)
2006	\$ 1,304,182	-0.43%
2007	1,296,299	-0.60%
2008	1,232,409	-4.93%
2009	1,214,372	-1.46%
2010	1,096,060	-9.74%

Source: Alachua County Finance Department

IV. Ninth Cent Gas Tax Revenues

County Fiscal Year Ended September 30	Ninth Cent Gas Tax Received	Percentage Increase (Decrease)
2006	\$ 1,403,763	3.50%
2007	1,371,565	-2.29%
2008	1,286,671	-6.19%
2009	1,288,231	0.12%
2010	1,239,222	-3.80%

Source: Alachua County Finance Department

V. Constitutional Gas Tax Revenues

County Fiscal Year Ended September 30	Constitutional Gas Tax Received	Percentage Increase (Decrease)
2006	\$ 2,928,305	-2.30%
2007	2,975,984	1.63%
2008	2,828,137	-4.97%
2009	2,803,119	-0.88%
2010	2,734,788	-2.44%

Source: Alachua County Finance Department

VI. Gas Tax Revenues

County Fiscal Year Ended September 30	Constitutional Gas Tax Received	County Gas Tax	Ninth Cent Gas Tax	Total Gas Tax Revenues	Percentage Increase (Decrease)
2006	\$ 2,928,305	\$1,304,182	\$ 1,403,763	\$ 5,636,250	-0.48%
2007	2,975,984	1,296,299	1,371,565	5,643,848	0.13%
2008	2,828,137	1,232,409	1,286,671	5,347,217	-5.26%
2009	2,803,119	1,214,372	1,288,231	5,305,722	-0.78%
2010	2,734,788	1,096,060	1,239,222	5,070,071	-4.44%

Source: Alachua County Finance Department

VII. Pro-Forma Debt Service Coverage

Fiscal Year	Maxium Annual Debt Service	Gas Tax Revenues for the Fiscal Year Ended September 30	Pro-Forma Debt Service Coverage
2006	\$ 1,384,450	\$ 5,636,250	4.07x
2007	1,384,450	5,643,848	4.08x
2008	1,384,450	5,347,217	3.86x
2009	1,384,450	5,305,722	3.83x
2010	1,384,450	5,070,071	3.66x

Source: Alachua County Finance Department

VIII. Material Litigation

There is currently **No** material litigation which would affect the County's ability to meet debt requirements.

IX. Significant Events

The following are significant events which would affect the County's ability to meet debt requirements:

- A. There have been **No** principal or interest payment delinquencies.
- B. There have been **No** nonpayment related defaults under the Resolution.
- C. Since the County has a Debt Service Reserve Surety, there can be **No** unscheduled draws on the Reserve Account.
- D. There have been **No** unscheduled draws on credit enhancement reflecting financial difficulties.
- E. There has been **No** substitution of credit or liquidity providers or their failure to perform.
- F. There have been **No** adverse tax opinions or events affecting the Tax-Exempt status of the 2006 Bonds.
- G. There have been **No** modifications to the rights of the 2006 Bondholders.
- H. There have been **No** calls on the 2006 Bonds (other than scheduled mandatory redemptions of the 2006 Bonds resulting from application of amortization installments).
- I. There has been **No** defeasance of the 2006 Bonds.

- J. There has been **No** release, substitution, or sale of property securing payment of the 2006 Bonds.
- K. Ambac Assurance Corporation (Ambac) insures the regular payment of principal and interest on the referenced Bonds with the listed CUSIP numbers. Moody's Investors Service has downgraded the rating assigned to Ambac from Baa1 to Caa2.
- L. There has been **No** notice of failure on the part of the Issuer to meet the requirements of Provision of Annual Information.

Therefore, there have been **No** significant events which would affect the County's ability to meet debt requirements.

X. Cusip Numbers 2006 Bonds

MATURITY	RATE	AMOUNT	CUSIP
8/1/2011	3.500%	\$ 900,000	01068RAE7
8/1/2012	3.600%	935,000	01068RAF4
8/1/2013	4.500%	965,000	01068RAG2
8/1/2014	3.750%	1,010,000	01068RAH0
8/1/2015	4.000%	1,050,000	01068RAJ6
8/1/2016	4.000%	1,090,000	01068RAK3
8/1/2017	4.000%	1,135,000	01068RAL1
8/1/2018	4.000%	1,180,000	01068RAM9
8/1/2019	4.000%	1,225,000	01068RAN7
8/1/2020	4.125%	1,275,000	01068RAP2
8/1/2021	4.125%	1,325,000	01068RAQ0

Alachua County Public Improvement Revenue Refunding Bonds, Series 2007

I. Alachua County and Municipalities Percent of Total Local Government Half-Cent Sales Tax Revenues

<u>County Fiscal Year Ended September 30</u>	<u>Alachua County</u>	<u>Municipalities</u>
2006	58.13%	41.87%
2007	58.09%	41.91%
2008	58.06%	41.94%
2009	58.05%	41.95%
2010	57.87%	42.13%

Source: Florida Department of Revenue

II. Historical Receipts of Local Government Half-Cent Sales Tax by the County

<u>County Fiscal Year Ended September 30</u>	<u>Local Government Half-Cent Sales Tax</u>	<u>Percentage Change</u>
2006	\$ 12,069,753	11.64%
2007	11,400,318	-5.55%
2008	11,118,778	-2.47%
2009	9,821,396	-11.67%
2010	9,705,745	-1.18%

*Does not include amounts distributed to the Municipalities within the County

Source: Florida Department of Revenue

III. Pro-Forma Debt Service Coverage

Fiscal Year	Maxium Annual Debt Service (1)	Local Government Half-Cent Sales Tax for the Fiscal Year Ended September 30	Pro-FormaDebt Service Coverage
2006	\$ 5,370,470	\$ 12,069,753	2.25x
2007	5,370,470	11,400,318	2.12x
2008	5,370,470	11,118,778	2.07x
2009	5,370,470	9,821,396	1.83x
2010	5,370,470	9,705,745	1.81x

(1) Includes the Unrefunded Bonds and the Series 2007 Bonds.

Source: Alachua County Finance Department

IV. Material Litigation

There is currently **No** material litigation which would affect the County's ability to meet debt requirements.

V. Significant Events

The following are significant events which would affect the County's ability to meet debt requirements:

- A. There have been **No** principal or interest payment delinquencies.
- B. There have been **No** nonpayment related defaults under the Resolution.
- C. Since the County has a Debt Service Reserve Surety, there can be **No** unscheduled draws on the Reserve Account.
- D. There have been **No** unscheduled draws on credit enhancement reflecting financial difficulties.
- E. There have been **No** substitution of credit or liquidity providers or their failure to perform.
- F. There have been **No** adverse tax opinions or events affecting the Tax-Exempt status of the 2007 Bonds.
- G. There have been **No** modifications to the rights of the 2007 Bondholders.
- H. There have been **No** calls on the 2007 Bonds (other than scheduled mandatory redemptions of the 2007 Bonds resulting from application of amortization installments).

- I. There has been **No** defeasance of the 2007 Bonds.
- J. There has been **No** release, substitution, or sale of property securing payment of the 2007 Bonds.
- K. Financial Security Assurance, Inc (FSA) insures the regular payment of principal and interest on the referenced Bonds with the listed CUSIP numbers. Moody's Investors Service has downgraded the rating assigned to FSA from Aaa to Aa3.
- L. There has been **No** notice of failure on the part of the Issuer to meet the requirements of Provision of Annual Information.

Therefore, there have been **No** significant events which would affect the County's ability to meet debt requirements.

VI. Cusip Numbers 2007 A Bond

<u>MATURITY</u>	<u>RATE</u>	<u>AMOUNT</u>	<u>CUSIP</u>
8/1/2011	4.000%	\$ 830,000	010691DY6
8/1/2012	4.000%	860,000	010691DZ3
8/1/2013	4.000%	895,000	010691EA7
8/1/2014	5.000%	930,000	010691EB5
8/1/2015	5.000%	1,000,000	010691EC3
8/1/2016	5.000%	1,000,000	010691ED1
8/1/2017	4.000%	1,080,000	010691EE9
8/1/2018	4.000%	1,120,000	010691EF6
8/1/2019	4.000%	1,165,000	010691EG4
8/1/2020	4.200%	1,210,000	010691EH2
8/1/2021	4.250%	1,265,000	010691EJ8
8/1/2022	4.250%	1,315,000	010691EK5
8/1/2023	4.300%	1,370,000	010691EL3
8/1/2024	4.300%	1,430,000	010691EM1
8/1/2025	4.375%	1,495,000	010691EN9
8/1/2026	4.375%	1,560,000	010691EP4

VII. Cusip Numbers 2007 B Bond

MATURITY	RATE	AMOUNT	CUSIP
8/1/2011	4.000%	\$ 2,175,000	010691EU3
8/1/2012	4.000%	2,265,000	010691EV1
8/1/2013	4.000%	2,350,000	010691EW9
8/1/2014	4.000%	2,450,000	010691EX7
8/1/2015	4.000%	2,555,000	010691EY5
8/1/2016	4.000%	2,660,000	010691EZ2
8/1/2017	4.000%	2,770,000	010691FA6
8/1/2018	5.000%	2,880,000	010691FB4
8/1/2019	4.000%	3,030,000	010691FC2
8/1/2020	5.000%	3,155,000	010691FD0
8/1/2021	4.000%	3,315,000	010691FE8
8/1/2022	4.125%	750,000	010691FF5
8/1/2023	4.125%	755,000	010691FG3
8/1/2024	4.125%	810,000	010691FH1
8/1/2025	4.250%	845,000	010691FJ7
8/1/2026	4.250%	875,000	010691FK4
8/1/2027	4.250%	920,000	010691FL2
8/1/2028	4.250%	955,000	010691FM0
8/1/2029	4.250%	995,000	010691FN8

Alachua County Gas Tax Revenue Bond, Series 2008

I. Number of Taxable Gallons Sold

State Fiscal Year Ended June 30	Motor Fuel	Diesel Fuel	Total Taxable Gallons (1)
2006	119,306,672.86	19,593,799.91	138,900,472.77
2007	117,937,127.93	19,195,953.50	137,133,081.43
2008	118,679,180.58	18,031,577.74	136,710,758.32
2009	113,601,381.25	15,366,755.92	128,968,137.17
2010	111,681,679.54	13,980,336.35	125,662,015.89

(1) The number of gallons shown represents fuel from which components of the Gas Tax Revenues are derived.

Source: Florida Department of Revenue

II. County Gas Tax Revenues Distributed Statewide

State Fiscal Year Ended June 30	Total Amount Distributed to the Counties	Percentage Increase (Decrease)
2006	\$ 92,246,270	1.6%
2007	91,794,697	-0.5%
2008	88,900,317	-3.2%
2009	85,132,412	-4.2%
2010	84,213,489	-1.1%

Source: Florida Department of Revenue

III. County Gas Tax

County Fiscal Year Ended September 30	County Gas Tax Received	Percentage Increase (Decrease)
2006	\$ 1,304,182	-0.43%
2007	1,296,299	-0.60%
2008	1,232,409	-4.93%
2009	1,214,372	-1.46%
2010	1,096,060	-9.74%

Source: Alachua County Finance Department

IV. Ninth Cent Gas Tax Revenues

County Fiscal Year Ended September 30	Ninth Cent Gas Tax Received	Percentage Increase (Decrease)
2006	\$ 1,403,763	3.50%
2007	1,371,565	-2.29%
2008	1,286,671	-6.19%
2009	1,288,231	0.12%
2010	1,239,222	-3.80%

Source: Alachua County Finance Department

V. Constitutional Gas Tax Revenues

County Fiscal Year Ended September 30	Constitutional Gas Tax Received	Percentage Increase (Decrease)
2006	\$ 2,928,305	-2.30%
2007	2,975,984	1.63%
2008	2,828,137	-4.97%
2009	2,803,119	-0.88%
2010	2,734,788	-2.44%

Source: Alachua County Finance Department

VI. Gas Tax Revenues

County Fiscal Year Ended September 30	Constitutional Gas Tax Received	County Gas Tax	Ninth Cent Gas Tax	Total Gas Tax Revenues	Percentage Increase (Decrease)
2006	\$ 2,928,305	\$1,304,182	\$ 1,403,763	\$ 5,636,250	-0.48%
2007	2,975,984	1,296,299	1,371,565	5,643,848	0.13%
2008	2,828,137	1,232,409	1,286,671	5,347,217	-5.26%
2009	2,803,119	1,214,372	1,288,231	5,305,722	-0.78%
2010	2,734,788	1,096,060	1,239,222	5,070,071	-4.44%

Source: Alachua County Finance Department

VII. Pro-Forma Debt Service Coverage

Fiscal Year	Maxium Annual Debt Service	Gas Tax Revenues for the Fiscal Year Ended September 30	Pro-Forma Debt Service Coverage
2007	\$ 3,128,219	\$ 5,643,848	1.80x
2008	3,128,219	5,347,217	1.71x
2009	3,128,219	5,305,722	1.70x
2010	3,128,219	5,070,071	1.62x

Source: Alachua County Finance Department

VIII. Material Litigation

There is currently **No** material litigation which would affect the County's ability to meet debt requirements.

IX. Significant Events

The following are significant events which would affect the County's ability to meet debt requirements:

- A. There have been **No** principal or interest payment delinquencies.
- B. There have been **No** nonpayment related defaults under the Resolution.
- C. Since the County has a Debt Service Reserve Surety, there can be **No** unscheduled draws on the Reserve Account.
- D. There have been **No** unscheduled draws on credit enhancement reflecting financial difficulties.
- E. There has been **No** substitution of credit or liquidity providers or their failure to perform.
- F. There have been **No** adverse tax opinions or events affecting the Tax-Exempt status of the 2008 Bonds.
- G. There have been **No** modifications to the rights of the 2008 Bondholders.
- H. There have been **No** calls on the 2008 Bonds (other than scheduled mandatory redemptions of the 2008 Bonds resulting from application of amortization installments).
- I. There has been **No** defeasance of the 2008 Bonds.
- J. There has been **No** release, substitution, or sale of property securing payment of the 2008

Bonds.

- K. Assured Guaranty insures the regular payment of principal and interest on the referenced Bonds with the listed CUSIP numbers. Moody's Investors Service has downgraded the rating assigned to Assured Guaranty from Aaa to Aa2.
- L. There has been **No** notice of failure on the part of the Issuer to meet the requirements of Provision of Annual Information.

Therefore, there have been **No** significant events which would affect the County's ability to meet debt requirements.

X. Cusip Numbers 2008 Bonds

<u>MATURITY</u>	<u>RATE</u>	<u>AMOUNT</u>	<u>CUSIP</u>
8/1/2011	3.750%	\$ 1,085,000	01068RAT4
8/1/2012	3.750%	1,125,000	01068RAU1
8/1/2013	3.750%	1,170,000	01068RAV9
8/1/2014	3.750%	1,210,000	01068RAW7
8/1/2015	4.000%	1,255,000	01068RAX5
8/1/2016	4.000%	1,310,000	01068RAY3
8/1/2017	4.000%	1,360,000	01068RAZ0
8/1/2018	4.000%	1,415,000	01068RBA4
8/1/2019	4.125%	1,470,000	01068RBB2
8/1/2020	4.250%	1,530,000	01068RBC0
8/1/2021	4.375%	1,595,000	01068RBD8
8/1/2022	4.500%	1,665,000	01068RBE6

**INDEPENDENT AUDITORS' REPORT
ON INTERNAL CONTROL OVER FINANCIAL REPORTING
AND ON COMPLIANCE AND OTHER MATTERS**

This page intentionally left blank.

Report on Internal Control Over Financial Reporting and on Compliance and Other Matters

The Honorable Board of County Commissioners and
Constitutional Officers
Alachua County, Florida

We have audited the financial statements of the governmental activities, the business-type activities, each major fund, and the aggregate discretely presented component unit and remaining fund information of Alachua County, Florida (the "County") as of and for the fiscal year ended September 30, 2010, and have issued our report thereon dated March 1, 2011. Our report on the financial statements included a paragraph explaining that the County restated certain beginning balances due to the implementation of GASB Statement No. 51, *Accounting and Financial Reporting for Intangible Assets*. We conducted our audit in accordance with auditing standards generally accepted in the United States of America and the standards applicable to financial audits contained in *Government Auditing Standards*, issued by the Comptroller General of the United States.

Internal Control Over Financial Reporting

In planning and performing our audit, we considered the County's internal control over financial reporting as a basis for designing our auditing procedures for the purpose of expressing our opinions on the financial statements, but not for the purpose of expressing an opinion on the effectiveness of the County's internal control over financial reporting. Accordingly, we do not express an opinion on the effectiveness of the County's internal control over financial reporting.

A *deficiency in internal control* exists when the design or operation of a control does not allow management or employees, in the normal course of performing their assigned functions, to prevent, or detect and correct misstatements on a timely basis. A *material weakness* is a deficiency, or a combination of deficiencies, in internal control, such that there is a reasonable possibility that a material misstatement of the entity's financial statements will not be prevented, or detected and corrected on a timely basis.

Our consideration of internal control over financial reporting was for the limited purpose described in the first paragraph of this section and was not designed to identify all deficiencies in internal control over financial reporting that might be deficiencies, significant deficiencies or material weaknesses. We did not identify any deficiencies in internal control over financial reporting that we consider to be material weaknesses, as defined above.

Compliance and Other Matters

As part of obtaining reasonable assurance about whether the County's financial statements are free of material misstatement, we performed tests of its compliance with certain provisions of laws, regulations, contracts and grant agreements, noncompliance with which could have a direct and material effect on the determination of financial statement amounts. However, providing an opinion on compliance with those provisions was not an objective of our audit and, accordingly, we do not express such an opinion. The results of our tests disclosed no instances of noncompliance or other matters that are required to be reported under *Government Auditing Standards*.

This report is intended solely for the information and use of the Board of County Commissioners and Constitutional Officers, management, and oversight agencies, and is not intended to be and should not be used by anyone other than these specified parties.

Car, Riggs & Ingram LLC

March 1, 2011
Gainesville, Florida